



BOARD OF ANIMAL SERVICES COMMISSIONERS
CITY OF LOS ANGELES

REVISED
REGULAR MEETING AGENDA
Tuesday, October 24, 2017
7:00 P.M.

WEST LOS ANGELES ANIMAL SHELTER
11361 WEST PICO BLVD
LOS ANGELES, CALIFORNIA 90064

LARRY GROSS
President

OLIVIA E. GARCÍA
Vice-President

LAYNE DICKER
ALISA FINSTEN
ROGER WOLFSON

Sign language interpreters, assistive listening devices, or other auxiliary aids and/or services may be provided upon request. To ensure availability, you are advised to make your request at least 72 hours prior to the meeting you wish to attend. For information please call (213) 482-9558.

Si requiere servicios de traducción, favor de hacer pedido con 24 horas de anticipo al (213) 482-9558.

FACILITY TOUR OF WEST LOS ANGELES ANIMAL SHELTER

Commission Tour of West Los Angeles Animal Shelter (starts at 6:15 p.m.). Public is welcome. The Commission meeting will begin promptly at 7:00 p.m.

REGULAR COMMISSION MEETING

- 1. PUBLIC COMMENT PERIOD** - (Comments from the public on items of public interest within the Board's subject matter jurisdiction that are not on the Agenda; two minutes per speaker.)

Public Comments: The Brown Act prohibits the Board and staff from responding to the speakers' comments. Some of the matters raised in public comment may appear on a future agenda.

- 2. NEIGHBORHOOD COUNCIL COMMENTS** - (Discussion with Neighborhood Council representatives on Neighborhood Council Resolutions or Community Impact Statements filed with the City Clerk which relate to any agenda item listed or being considered on this agenda for the Board of Animal Services Commissioners)

3. COMMISSION BUSINESS

- A.** Approval of the Minutes for Meeting of October 10, 2017. (Action Item; Public comment limited to one minute per speaker).

- 4. ORAL REPORT OF THE GENERAL MANAGER** (Public comment limited to one minute per speaker).

- 5. COMMISSIONERS' ORAL REPORTS AND FUTURE AGENDA ITEMS** (Public comment limited to one minute per speaker).

6. BOARD REPORTS

- A.** Recommendation to Approve Partnership with UCLA School of Law on Administrative Appeal Hearings. (Action item; Public comment limited to two minutes per speaker).

- B.** Recommendation to Approve Removing of Breed Labels on Shelter Dogs. (Action item; Public comment limited to two minutes per speaker).

- C.** Woof Stats Reports for July and August 2017. (Public comment limited to one minute per speaker).

7. ADJOURNMENT

Next Regular Meeting is scheduled for 9:00 A.M., November 14, 2017, at City Hall 200 North Spring Street, Room 1060, Los Angeles, California 90012. (Enter on Main Street).

AGENDAS - The Board of Animal Services Commissioners (Board) meets regularly every second (2nd) and fourth (4th) Tuesday of each month at 9:00 A.M. Regular Meetings are held at City Hall, 200 North Spring Street, Room 1060, in Los Angeles, CA 90012. Evening Meetings are held in various locations throughout the City, from 7:00 to approximately 9:30 P.M. The agendas for Board meetings contain a brief general description of those items to be considered at the meetings. Board Agendas are available at the Department of Animal Services (Department, Administrative Division, 221 North Figueroa Street, 6th Floor, Suite 600, Los Angeles, CA 90012. Board Agendas may also be viewed on the 2nd floor Public Bulletin Board in City Hall East, 200 North Main Street, Los Angeles, CA 90012. Internet users may also access copies of present and prior agenda items, copies of the Board Calendar, MP-3 audio files of meetings as well as electronic copies of approved minutes on the Department's World Wide Web Home Page site at <http://www.laanimalservices.com/CommissionAgendas.htm>

Three (3) members of the Board constitute a quorum for the transaction of business. Some items on the Agenda may be approved without any discussion.

The Board Secretary will announce the items to be considered by the Board. The Board will hear the presentation on

the topic and gather additional information from Department Staff. Once presentations have finished, the Board President will ask if any Board Member or member of the public wishes to speak on one or more of these items. Each speaker called before the Commission will have one (1) minute to express their comments and concerns on matters placed on the agenda. (For certain agenda items, speakers will have two (2) minutes.)

PUBLIC INPUT AT BOARD MEETINGS – **Public Participation on Agenda Items.** Members of the public will have an opportunity to address the Board on agenda items after the item is called and before the Board takes action on the item, unless the opportunity for public participation on the item was previously provided to all interested members of the public at a public meeting of a Committee of the Board and the item has not substantially changed since the Committee heard the item. When speaking to an agenda item other than during Public Comment (see Public Comment below), the speaker shall limit his or her comments to the specific item under consideration (California Government Code, Section 54954.3).

Public Comment. The Board will provide an opportunity for public comment at every regular meeting of the Board. Members of the public may address the Board on any items within the subject matter jurisdiction of the Board as part of Public Comment.

Speaker Cards. Members of the public wishing to speak are to fill out one speaker card for each agenda item on which they wish to speak and present it to the Board secretary **before** the item is called.

Time Limit for Speakers. Speakers addressing the Board will be limited to one (1) minute of speaking time for each agenda item except during general public comment period which is limited to two (2) minutes per speaker. (For certain agenda items, speakers will have two (2) minutes each.). The Chairperson, with the approval of a majority of the Board, may for good cause extend any speaker's time by increments of up to one (1) minute.

Brown Act. These rules shall be interpreted in a manner that is consistent with the Ralph M. Brown Act, California Government Code Section § 54950 et seq.

STANDARDS OF CONDUCT. Speakers are expected to behave in an orderly manner and to refrain from personal attacks or use of profanity or language that may incite violence.

All persons present at Board meetings are expected to behave in an orderly manner and to refrain from disrupting the meeting, interfering with the rights of others to address the Board and/or interfering with the conduct of business by the Board.

In the event that any speaker does not comply with the foregoing requirements, or if a speaker does not address the specific item under consideration, the speaker may be ruled out of order, their speaking time forfeited and the Chairperson may call upon the next speaker.

The Board, by majority vote, may order the removal from the meeting of any speaker or audience member continuing to behave in a disruptive manner after being warned by the Chairperson regarding their behavior. Section 403 of the California Penal Code states as follows: "Every person who, without authority of law, willfully disturbs or breaks up any assembly or meeting that is not unlawful in its character, other than an assembly or meeting referred to in Section 302 of the Penal Code or Section 18340 of the Elections Code, is guilty of a misdemeanor."

VOTING AND DISPOSITION OF ITEMS – Most items require a majority vote of the entire membership of the Board (3 members). When debate on an item is completed, the Board President will instruct the Secretary to "call the roll". Every member present must vote for or against each item; abstentions are not permitted unless there is a Conflict of Interest for which the Board member is obliged to abstain from voting. The Secretary will announce the votes on each item. Any member of the Board may move to "reconsider" any vote on any item on the agenda, except to adjourn, suspend the Rules, or where an intervening event has deprived the Board of jurisdiction, providing that said member

originally voted on the prevailing side of the item. The motion to "reconsider" shall only be in order once during the meeting, and once during the next regular meeting. The member requesting reconsideration shall identify for all members present the Agenda number and subject matter previously voted upon. A motion to reconsider is not debatable and shall require an affirmative vote of three members of the Board.

When the Board has failed by sufficient votes to approve or reject an item, and has not lost jurisdiction over the matter, or has not caused it to be continued beyond the next regular meeting, the issue is again placed on the next agenda for the following meeting for the purpose of allowing the Board to again vote on the matter.



BOARD OF ANIMAL SERVICES COMMISSIONERS
CITY OF LOS ANGELES



MINUTES

TUESDAY, October 10, 2017 at 9:00 AM

LOS ANGELES CITY HALL, ROOM 1060
200 N. SPRING STREET
LOS ANGELES, CALIFORNIA 90012

Audio MP-3 Recording is available at www.laanimalservices.com

Larry Gross, President
Olivia E. García, Vice President
Layne Dicker
Alisa Finsten
Roger Wolfson

Meeting called to order at 9:01 A.M. Commissioners present were Gross, García, Dicker, and Finsten. Also present from Los Angeles Animal Services (LAAS) Board Secretary Johana Moran; Assistant General Manager (AGM) Dana Brown; and Assistant City Attorney (ACA) Dov Lesel. (Note: due to technical issues, there is no audio recording of the first 35 minutes of the meeting)

Commissioner Gross opened the meeting, introduced staff and provided an overview of the meeting agenda.

I. REGULAR COMMISSION MEETING

1. PUBLIC COMMENT

Jeffrey Mausner: Identified himself as a West Valley Shelter volunteer and spoke on the Environmental Impact Report (EIR) for the Citywide Cat program; in favor of Trap Neuter Return (TNR) as humane option to killing cats; provided the Commissioners with copies of his letter on this topic. **Phyllis Daugherty:** Identified herself as a member of Animal Issues Movement and spoke on shelter auctions and legal authority behind it; opined that it helps raise funds for the benefit of the shelters; alleged that the Department gave preferential treatment to a high ranking City official in allowing the adoption of a puppy that was not yet available, the auction process was bypassed. **Nazila Mahgerefteh:** Spoke on Kapparot related incidents of animal cruelty and lack of response or enforcement from LAAS. **Sarah Hardt:** Recounted efforts made by her and fellow activists to bring Kapparot related incidents of animal cruelty to the attention of LAAS, the Animal Cruelty Task Force and the LAPD, all to no avail; alleged the agencies refused to investigate. **Marlaina Mortati:** Continued recounting Kapparot issues when Ms. Hardt's allotted time ran out.

2. NEIGHBORHOOD COUNCIL COMMENTS - (Discussion with Neighborhood Council representatives on Neighborhood Council Resolutions or Community Impact Statements filed with the City Clerk which relate to any agenda item listed or being considered on this agenda for the Board of Animal Services Commissioners)

Jeffrey Mausner identified himself as a Board member and Second Vice President of the Tarzana Neighborhood Council (TNC), Chair of the TNC Animal Welfare Committee, the TNC and the Valley Alliance of Neighborhood Councils (VANC) liaison to LAAS, and a volunteer at the West Valley animal shelter. Mr. Mausner provided copies of the TNC's agenda for the meeting of September 26, 2017 and relayed that the TNC Board supports the EIR for the Citywide Cat Program and

supports the City's goal to reach No-Kill by December 31, 2017. Mr. Mausner concluded by urging the Board to ensure that all LAAS shelters use all available kennels before any more animals are killed for lack of space and handed out screenshots from LAAS's website dated 10/9/2017 that showed the number of dogs at West Valley is 115 compared to 233 at South L.A.

Public Comment:
None.

3. COMMISSION BUSINESS

A. Approval of the Minutes for Meeting of September 26, 2017.

Commissioner Garcia moved to approve the minutes of September 26, 2017. **Commissioner Dicker** seconded and the motion passed by a vote of 4-0.

B. Training on the Ralph M. Brown Act and Conflict of Interest Laws.

ACA Lesel provided an overview on the rules governing the meetings of local legislative bodies and gave examples of how those rules apply to the Board, including that the agenda must give members of the public a general idea of what will be discussed at meetings so that they may attend to monitor or provide input. **ACA Lesel** also advised the Board that it is inappropriate for any Commissioner to respond to or discuss with members of the public those issues addressed during Public Comment, which includes matters under the jurisdiction of the Board but not on the agenda. Commissioners can request that such topics be placed on a future agenda so the Board can discuss them, since the Public Comment period is a one way communication for the public to voice concerns and provide input on topics that are not on the agenda and that fall within the general jurisdiction of the Board. The Board may also refer an individual to seek the assistance of the General Manager. Regarding the quasi-judicial functions of the Board reflected in appeal hearings, Commissioners may not have any communications with any person involved in an appeal outside of a Board meeting. With respect to items on the agenda, the Board must hear any public comments prior to taking action on an item. Copies should be made available to the public of any documents reviewed by the Board as part of an item on the agenda. Any facility used by Commissioners while conducting a Board meeting must be open to the public, free of any impediment which might discourage members of the public from attending, including sign in sheets and the like, and must be ADA accessible – this applies to teleconferences, too. The review of the Brown Act concluded with mention of the rules and restrictions for teleconferences and closed sessions. **DCA Lesel** also presented a review of Conflict of Interest Laws, including that the Board must always act in the best interests of the City and not for personal benefit; cannot take bribes or steer something in their own favor or that of a friend, family member, prospective employer or client. Mr. Lesel also noted that the appearance of a conflict of interest is enough to trigger a conflict under the City's Ethics Laws.

Commissioner Dicker inquired about sharing a last name with an unrelated individual in a matter before the Board. **ACA Lesel** stated that it is a simple matter of clearly stating for the record that there is no relation despite sharing the same last name. In other situations it may more of a grey area, such as a

Commissioner's involvement in a particular cause or organization. Mr. Lesel noted that even if there is no financial conflict of interest under State law – to the public there may be an appearance of a conflict and in all such situations, questions of potential conflict of interests should be raised with the City Attorney's office or the Ethics Commission. **Commissioner Gross** gave an example of past Commissioners that were employed by rescue organizations that dealt with vouchers, those Commissioners had to recuse themselves from any issue that involved providing money or vouchers to those rescues. **ACA Lesel** stated that in addition, the City's Ethics Code prohibits Commissioners from being involved in the contract process outside of a public meeting, and this prohibition includes making recommendations on bids. In addition, ACA Lesel reminded the Commissioners that if there is a conflict or the appearance of a conflict of interest, a Form 51 must be filled out by the Commissioner as part of the recusal process, even if the Commissioner will not or does not attend the meeting where the topic in question will be discussed, and the form is to be submitted to the Board Secretary and the Commissioner shall have no communication or input on the matter. **ACA Lesel** stressed the Board's obligation is upholding the public trust and acting in the interest of the City.

Public Comment:

Phyllis Daugherty: Asked what if one of the commissioners is deeply involved with an organization that stands to make money on issues before the Board; stated that the proposed changes to the trust fund will make it possible divert money to the City or to organizations that commissioners are involved in.

ACA Lesel stated that Ms. Daugherty may send him an email with the specifics of the scenario she mentioned and that he tends not to give legal responses on hypothetical situations.

4. ORAL REPORT OF THE GENERAL MANAGER

AGM Brown discussed the following:

- October 26 is the grand opening of the East Valley Shelter Spay/Neuter Clinic operated by Western University College of Veterinary Medicine.
- On October 1-3, GM Barnette attended the State Humane Association of California (SHAC) meeting, a number of representatives from California animal welfare organizations engaged in think tank discussions on best practices and exchanged ideas for success.
- This Kapparot period, LAAS received three calls for service and all were responded to, including the one referenced during the public comment period.
- Last week LAAS staff conducted training of ITA's 311 staff to field our calls.
- Today the option for callers to transfer from 311 to LAAS was disabled.
- LAAS is meeting regularly with 311 staff and Mayor's staff regarding a timeline for 311 to have sufficient staff to take all non-critical calls for LAAS.
- Our shelters are still drowning in cats and kittens; we need everyone to help so that we can continue on our path to no-kill.

Commissioner Gross inquired about a disturbing video that was going around

where someone was abusing a chicken. **Director of Field Operations (DFO) William Tranzow** responded that there was one incident with allegations of assault that is under investigation by the LAPD that he's not at liberty to comment on; and then this particular incident was investigated by an officer, the individual was written a citation; all three incidents that Rabbi Klein reported were responded to quickly; two incidents resulted in citations being issued, no citation was issued in a third incident. The Board sought counsel on the distinction between asking staff for clarification on a statement versus initiating a discussion which would need to be a future agenda item. **ACA Lesel** counseled that a simple request for clarification or elaboration may not be a problem; however, detailed questions should not be asked because they lead to discussions on an item that is not on the agenda.

Commissioner Finsten requested elaboration on how many ITA staff were trained and clarification on the calls that 311 starts taking today – will there be any call tracking? **AGM Brown** responded that the entire 311 staff was trained over the course of two day and she does not know whether they already started tracking but it is their plan to track the calls in order to justify funding for more staff. She added that ITA is agreeable to attending a Board meeting to report on progress.

Public Comment:

Phyllis Daugherty: Expressed alarm at having 311 take calls for LAAS, seems like they may not have sufficient staff or training; recounted her own experience with long hold times and inexperienced staff at 311.

Commissioner Gross requested a follow up report on the calls taken by 311 for LAAS. **AGM Brown** confirmed that she will arrange for that report in the next meeting at City Hall. **Commissioner Dicker** inquired about Woof Stats reports; it's been a while. **Commissioner Gross** responded that the report was not on the agenda for today due to GM Barnette's absence and will be on the agenda for the next meeting.

5. COMMISSIONERS' ORAL REPORTS AND FUTURE AGENDA ITEMS

Commissioner Garcia: Requested an update on the policy for self-identification of low income residents; has heard that residents are not being allowed to self-identify as low income and are being turned away for the vouchers at shelters. She suggested holding a Board retreat at one of the shelters to mitigate the cost. **Commissioner Dicker** inquired about alternative sources of funding for the retreat such as private funding and fundraising. **ACA Lesel** agreed to provide input on private funding and fundraising to staff.

Commissioner Dicker: Spoke on his recent trip to Houston to volunteer with animals displaced by the hurricane, the type of work involved and the assistance received from various individuals and organizations. **Commissioner Gross** thanked Commissioner Dicker for contributing his time to a worthy effort.

Commissioner Finsten: Passed.

Commissioner Gross: Suggested an update on Kapparot to provide the public with a forum to speak on the topic and requested a report on our new Volunteer Coordinator and volunteer activities; spoke on the need to offer public training on

emergency preparedness for people with pets in disaster situations; announced that LAAS staff and volunteers will be at the Sherman Oaks street fair, requested that the Department ensure that we take information on spay-neuter, adoption, shelters, licensing and a canvasser, if possible.

Commissioner Dicker asked ACA Lesel to provide regular updates on the status of the two items approved by the Board at the previous meeting, the home fostering of lost pets and the changes to the AWTF. **ACA Lesel** nodded in agreement.

Public Comment:
None.

6. Board Reports

- A. Request Approval to use the Animal Welfare Trust Fund for Improvements to the West Valley Shelter Rabbit Keeping Areas.

DFO Tranzow provided a brief summary of the report including that the request is for \$129,500. **Commissioner Gross** inquired if the improvements cover air conditioning and cooling. **DFO Tranzow** confirmed that a permanent air conditioning unit and insulation will be installed in the rabbit room.

Public Comment:

Jeffrey Mausner: Spoke in support of the upgrade of the rabbit and small animal area and suggested using AWTF money for cooling the West Valley Shelter dog kennels next summer.

Commissioner Dicker made a motion to approve use of the Animal Welfare Trust Fund for Improvements to the West Valley Shelter Rabbit Keeping Areas. **Commissioner Finsten** seconded and the motion passed by a vote of 4-0.

- B. Request Approval to use the Animal Welfare Trust Fund for Implementation of the "Capacity for Care" (C4C) Recommendation to Create an Outdoor Area for Under Socialized Cats at the South Los Angeles Chesterfield Square Shelter.

DFO Tranzow provided background on the C4C pilot program at the South L.A. Shelter that led to the recommendation for an outdoor area with cat condos for the under socialized cats. The Board discussed their tour of the South L.A. shelter on July 25, 2017 and recalled viewing the location identified for the outdoor cat area, the location for the new rabbit room, and the existing rabbit room that will be renovated into a free roaming cat room. **Commissioner Dicker** mentioned that he returned a few weeks ago with Commissioner Garcia and they observed that construction work is already underway.

Public Comment:

Phyllis Daugherty: Recounted her experience as a volunteer at North Central shelter in 1996 when volunteers helped build an outdoor area for the feral cats; stated that this is what the AWTF money is supposed to be spent on and why it is important to keep the AWTF unchanged.

Commissioner Garcia made a motion to approve use of the Animal Welfare Trust Fund for Implementation of the "Capacity for Care" (C4C) Recommendation to Create an Outdoor Area for Under Socialized Cats at the South Los Angeles Chesterfield Square Shelter. **Commissioner Finsten** seconded and the motion passed by a vote of 4-0.

C. Request Approval to use the Animal Welfare Trust Fund for the Installation of Surveillance Cameras in Kennel Areas at all Six Shelter Locations.

DFO Tranzow provided a brief summary of the report and stated that the purpose is to protect the public and staff from civil liability issues; commented that we probably should have had the cameras a long time ago. **Commissioner Finsten** made inquiries about how the cameras will be monitored and the footage reviewed. **DFO Tranzow** stated that cameras will not be monitored by an individual; there will be a digital recording accessible to supervisors and management in the event there is an incident that they need to review. **Commissioner Finsten** pointed out that cameras are only as good as the people who are monitoring them and asked how the Department is going to maintain them, technical equipment requires resources for maintenance. **Commissioner Garcia** inquired if there is a contracted company that will provide maintenance. **DFO Tranzow** responded that there is a company that does security maintenance and replaces broken or stolen cameras; added that the cameras are commercial industrial grade and the monitors are separate and stand alone. He commented that the ability to review footage when an animal is found injured or missing could be a tremendous tool to supervisors. **Commissioner Garcia** inquired if the recordings are easily accessible to supervisors. **DFO Tranzow** responded that it will be accessible to supervisor and management. **Commissioner Gross** commented that periodic monitoring and viewing should be considered. **DFO Tranzow** stated that the Department was trying to avoid the Big Brother approach, the intention is to protect everybody and not to spy on the employees; we have union support on this. **Commissioner Dicker** commented that cameras are effective as deterrents and useful for retrospective perspectives but not for contemporaneous intervention; inquired what areas will be covered. **DFO Tranzow** responded that they will be installed in high traffic areas where public and staff have access and areas that have potential security issues, especially during hours with minimal staff. **Commissioner Dicker** inquired if there will be signs. **DFO Tranzow** responded that he believes signs are part of the contract. **Commissioner Gross** inquired about the cost differences between shelters. **DFO Tranzow** responded that some shelters already have cameras in place; variations in size and in perceived areas of concern account for the cost differences. **Commissioner Dicker** commented that the ultimate goal is to have parity among all the shelters, greater or lesser measures are required to achieve that.

Public Comment:

Phyllis Daugherty: Spoke in favor of surveillance, animals can be unpredictable, we have a lot of employee injuries; hopes that the monitors are somewhere where at night when you only have one or two people in the shelter the other person can watch the monitor; opined that government employees lose privacy because the public has a right to know what is going on; expressed concern at

lack of outdoor surveillance, there are dark areas where anyone can hide and there is not sufficient lighting.

Jeffrey Mausner: Spoke against this expenditure as wasteful and unnecessary; any surveillance cameras should be installed in areas where the public is not permitted or where dangerous dogs are housed; if there is no constant monitoring it seems like there is no safety benefit, a panic button seems more effective; cameras might deter people from volunteering or coming in to adopt because they don't like being videotaped; does not see how this helps the animals, the money would be better spent on air conditioning. Spoke on a CPRA request for a video involving an employee that mistreated an animal, the request has not been filled.

DFO Tranzow responded to Ms. Daugherty's concern regarding grave and swing shifts and remote viewing; both are being discussed as contingencies. He responded to Mr. Mausner's statement on camera placement, it is not set in stone, high traffic areas is what we are going for and a comprehensive set up that helps everybody. **Commissioner Dicker** questioned the benefit to the animals against the cost of the cameras. **Commissioner Garcia** opined that the value of the cameras is as a deterrent to mistreatment of the animals. **Commissioner Finsten** commented that she would encourage the Department look into options for monitoring the cameras. **Commissioner Dicker** noted that the Board must assume that they will not be monitored. **Commissioner Garcia** asked DFO Tranzow about his statement on managers having access to cameras during graveyard shifts. **DFO Tranzow** confirmed and clarified that it would not be 24-hour monitoring. The Board discussed the merits of the surveillance cameras with input from DFO Tranzow that, in his experience, digital video is a huge evidentiary tool when something does happen.

Commissioner Dicker made a motion to approve use of the Animal Welfare Trust Fund for the Installation of Surveillance Cameras in Kennel Areas at all Six Shelter Locations. **Commissioner Garcia** seconded and the motion passed by a vote of 4-0.

7. ADJOURNMENT

Meeting ended at 10:56 a.m.

**BOARD OF
ANIMAL SERVICES
COMMISSIONERS**

LARRY GROSS
PRESIDENT

OLIVIA E. GARCIA
VICE PRESIDENT

COMMISSIONERS

LAYNE DICKER

ALISA FINSTEN

ROGER WOLFSON

**City of Los Angeles
CALIFORNIA**



ERIC GARCETTI
MAYOR

**DEPARTMENT OF
ANIMAL SERVICES**
221 North Figueroa Street
Suite #600
Los Angeles, CA 90012

(888) 452-7381
FAX (213) 482-9511

BRENDA F. BARNETTE
GENERAL MANAGER

DANA H. BROWN
ASSISTANT GENERAL MANAGER

LOUIS P. DEDEAUX
ASSISTANT GENERAL MANAGER

Report to the Board of Animal Services Commissioners

MEETING DATE: October 24, 2017 **PREPARED BY:** Dana Brown
REPORT DATE: October 17, 2017 **TITLE:** Assistant General Manager
SUBJECT: PROPOSED PARTNERSHIP WITH THE UNIVERSITY OF CALIFORNIA, LOS ANGELES (UCLA) LAW SCHOOL FOR A PILOT PROGRAM WITH LOS ANGELES ANIMAL SERVICES ADMINISTRATIVE HEARINGS

BOARD ACTIONS RECOMMENDED:

1. **APPROVE** a pilot program with UCLA Law School establishing an educational/service partnership based on the Los Angeles Animal Services (LAAS) Administrative Hearings Program.
2. **AUTHORIZE** the Department to enter into an agreement with UCLA Law School for a pilot program having UCLA Law students facilitate administrative hearings as described in this report.

SUMMARY:

Pursuant to Los Angeles Municipal Code (LAMC) Section 53.18.5, an administrative hearing must be held for barking dog and dangerous animal cases to determine license revocation, terms and conditions for ownership and/or dangerous animal declarations. Currently, the Department handles administrative hearings internally using two Sr. Animal Control Officer II's acting as Hearing Examiners. These two employees inherited a large backload of non-impound dangerous animal hearings. They are continuously trying to work through them while keeping up with the impound dangerous animal hearings, which have a timeline mandated by the LAMC, and the barking dog hearings which often have widespread impacts on a group of neighbors in a community.

The Department has sought relief in several different ways over the years to address the workload. In 2015 three part-time Hearing Officers were hired to assist on a temporary basis. The affected labor organization was agreeable to this temporary solution to offset the increasing workload for its membership. While the Department was successful in getting more hearings completed, we found that overall these part-time employees were not equipped to handle the subject matter and often required excessive direction on the appropriateness of their recommendations. Within six months, these part-time employees were released.

In the FY17 budget request, the Department asked for consideration of a contractor to provide administrative hearing services. This proposal follows the model of many municipal agencies that use contractual hearing officers to adjudicate these cases. When proposed in the FY17 budget process, the proposal sparked strong opposition from the affected labor organization and was ultimately eliminated.

In July of this year LAAS began a conversation with UCLA Law Professor Taimie Bryant about the possibility of partnering with the law school to assist with administrative hearings. Professor Bryant thought that the partnership could provide a mutual benefit by establishing a curriculum related to administrative law for the students and offering volunteer legal services for the community through LAAS's administrative hearing program. A brief description of Professor Bryant's proposal is attached to this report for your review.

COURSE DESCRIPTION:

The course entitled *Law – Administrative Law in Practice: Dangerous and Nuisance Dog Regulations in Los Angeles* is a four-unit course spanning J-Term and the Spring semester where students will learn to conduct quasi-judicial administrative hearings on behalf of Los Angeles Animal Services. The course will give UCLA law students the opportunity to provide valuable legal services to the residents of Los Angeles while increasing proficiency with practical legal skills and knowledge of substantive law pertaining to administrative agencies, administrative hearings, evidence, and dangerous and barking dog regulations in the City of Los Angeles.

Based on the proposal, the students will undergo an intensive learning period from January 2-12, 2018. During that period they will spend several days observing hearings at the downtown offices of LAAS, at least one day observing an appeal during a Board of Animal Services Commissioners meeting at City Hall, and the remainder of the time in class at the law school. The second phase of the class involves conducting hearings, writing reports based on the evidence presented during the hearing, and making recommendations to the General Manager based on the LAMC. It is anticipated that the curriculum will provide students with enough training to conduct hearings on their own. They will pair up hearings with one student serving as the hearing officer of record while the second serves as a "second chair" of sorts. They will be required to hold the hearings in accordance with administrative hearings laws and guidelines and make recommendations to the General Manager based on the evidence presented. This phase will take place every Friday from January 19, 2018 through April 20, 2018.¹ This will amount to 26 hearings total that will be conducted by the students.

¹ The students will not conduct hearings on the third Friday in March which is Spring Break.

At the end of the program the students will be equipped to serve as hearing officers either on a voluntary basis or, should we obtain mutual consent from the affected labor organization, part-time paid hearing officers.

FISCAL IMPACT:

Because these services will be performed in a voluntary capacity, there is no fiscal impact on the Department.

Approved:

Brenda F. Barnette

Brenda F. Barnette, General Manager

Attachment

BOARD ACTION:

<input type="checkbox"/> Passed	Disapproved	<input type="checkbox"/>
<input type="checkbox"/> Passed with noted modifications	Continued	<input type="checkbox"/>
<input type="checkbox"/> Tabled	New Date	<input type="checkbox"/>

To: Board of Commissioners of Los Angeles Animal Services ("LAAS")

From: Taimie Bryant, Professor of Law, UCLA School of Law

Date: October 16, 2017

RE: Proposed pilot educational/service partnership between UCLA Law School ("UCLA") and LAAS

On behalf of UCLA Law School, I am proposing a pilot program that will give our students the opportunity to provide service to LAAS by serving as LAAS hearing officers. Course enrollment is capped at 8 students for this pilot program. Students are required to submit applications to take the course, which enables me to select which students will participate.

During an intensive January term between January 2 and 12, students will observe hearings and appeals at LAAS. Students will be at LAAS for four full days between January 2 and 12, with the possible exception of one half day to hear appeals at City Hall. They will have classes at UCLA Law School for the other five days of the term. At UCLA Law School they will hear from a complainant in a barking dog case and participate in simulations with attorneys who have represented dog owners in northern California and Chicago. During simulation exercises, students will serve as hearing officers while those attorneys represent me, the dog owner. Students will be taught about admissible evidence in administrative hearings, asking questions in legally appropriate ways, and how to write reports on which legal determinations can be made reliably. They will learn about dangerous and nuisance dog regulation and administrative hearing processes, with a specific focus on Los Angeles regulations and hearing processes.

From the beginning of the spring semester, students will begin conducting hearings in pairs at LAAS on Fridays until the end of April. They will be responsible for writing legally sufficient reports to General Manager Brenda Barnette. Since only 4 of the 8 enrolled students will be going to LAAS on a particular Friday and they will be working in pairs, UCLA Law students will be conducting only 2 hearings per week during this pilot program. During the spring semester UCLA Law School class sessions, students will design an ongoing opportunity for UCLA Law students to receive training and to serve as LAAS hearing officers. Students will also be considering changes to Los Angeles Municipal Code provisions having to do with dangerous dogs and barking dogs.

For the duration of the pilot program, I will be the point person responsible for training and supervising UCLA Law students. At the end of the term, students receive one grade for both the January term and the spring semester. If this pilot program goes well, we hope to scale the program so that more students will be able to handle more LAAS hearings and, thereby, relieve pressure on LAAS.

This proposal has successfully complete 4 levels of review at UCLA Law School, which included concern about participants in the complaint process. We hope that you will be supportive of this opportunity for our students to be of service to LAAS while they learn about administrative law proceedings and animal regulation.

**BOARD OF
ANIMAL SERVICES
COMMISSIONERS**

LARRY GROSS
PRESIDENT

OLIVIA E. GARCIA
VICE PRESIDENT

COMMISSIONERS

LAYNE DICKER

ALISA FINSTEN

ROGER WOLFSON

City of Los Angeles
CALIFORNIA



ERIC GARCETTI
MAYOR

**DEPARTMENT OF
ANIMAL SERVICES**
221 North Figueroa Street
Suite #600
Los Angeles, CA 90012

(888) 452-7381
FAX (213) 482-9511

BRENDA F. BARNETTE
GENERAL MANAGER

DANA H. BROWN
ASSISTANT GENERAL MANAGER

LOUIS P. DEDEAUX
ASSISTANT GENERAL MANAGER

Report to the Board of Animal Services Commissioners

MEETING DATE:	October 24, 2017	PREPARED BY:	Brenda Barnette
REPORT DATE:	October 19, 2017	TITLE:	General Manager
SUBJECT:	REMOVING OF BREED LABELS ON SHELTER DOGS		

BOARD ACTIONS RECOMMENDED:

- APPROVE removing of breed labels on shelter dogs.

BACKGROUND:

Beyond just anecdotal evidence, multiple scientific studies have confirmed that visual breed assignment of shelter dogs is generally inaccurate compared to the results of genetic breed testing. This is likely because there are fewer purebreds (and even purebred crosses) in shelters than previously believed; and instead shelter dogs are more likely a mix of three, four, even five breeds. When we consider the diversity of breeds found in shelters and the complexity within their genetic breed heritages, breed assignment by visual identification is just a much more complicated endeavor than previously imagined and likely an untenable process for any shelter to carry out successfully.

Since the 1950s, scientists have recognized that mixed breed dogs can show a range of physical diversity even when dogs are from two purebred parents. Considering that only one-quarter of 1% of genes influence a dog's appearance and the majority of shelter dogs are comprised of multiple breeds, how can we know what morphological features are going to rise to the top? More scientifically, Mars Veterinary (makers of the Wisdom Panel DNA tests) puts it this way:

"Physical appearance is largely controlled by a small number of genes. These genes can have both recessive and dominant variants and the particular variants that are

"Creating a Humane LA"

AN EQUAL OPPORTUNITY EMPLOYER

Visit our website at www.LAAnimalServices.com

present in the dog determine the physical traits seen. As a result, the presence of a breed's signature does not guarantee that the dog will look like the specific detected breed, because the genetic contributions from the other breeds present may be more visible."

Even if we can identify a dog's breed heritage, we still cannot predict how those multiple breeds will then interact to influence the behavior of the individual dog. The degree to which an eighth, a quarter, or even one-half of a particular breed consistently affects behavior is unknown. Further, the very small percentage of genes that dictate conformation have nothing to do with brain development which, as opposed to outward appearance, does affect behavior. Accordingly, a dog who looks like a Labrador may hate water and a dog who looks like a Jack Russell Terrier may be the laziest dog on the planet. In other words, conformation in mixed breed dogs is not particularly informative as to contributing breed, nor resultant behavior.

In an attempt to provide information to potential adopters with breed labels, we often do a disservice. We regularly receive emails from disgruntled breed enthusiasts and animal welfare advocates about dogs incorrectly assigned in the LAAS system. The most common emails are those reminding us that not all dogs with black spots on their tongues are Chows or Chow mixes. This mislabeling not only affects breed rescues from missing potential candidates but it can also hinder owners from finding their lost dogs when they've been identified as another breed by the shelter.

Most of all, breed labels, particularly those of poorly perceived breeds, can negatively impact the perceptions of potential adopters. When breed labels are removed from kennel cards, researchers have found that adoptions increase and length of stay decreases for all groups of dogs. Why? Because once we recognize the need for transparency in animal sheltering and acknowledge that the ethical approach is to acknowledge our inability to identify the multiple breeds of a mixed breed, we then focus on the actual personality of the dogs and how compatible they might be with the potential adopters as opposed to relying on breed generalities and behavior stereotypes.

Here is an example of a LAAS shelter dog we recently presented on KTLA.

Taz, was labeled a Cocker Spaniel mix at the shelter. However, cockers do not have stand up ears, a triangular shaped head and they have a very plush coat (see side by side picture of an American Cocker Spaniel). I'm only surprised that she was not called a Daschund mix because she is so long! There is no telling what the DNA test would say. What we can say is that Taz is a cute little dog who will make some lucky family a loving and loyal companion!



SUMMARY OF PROPOSED CHANGE IN POLICY:

This proposal is simple. We believe that we have an ethical responsibility to be honest with the community by not providing them false information about, and creating false expectations of, the dog they are adopting. To do that we propose eliminating breed labels on our cage cards, online profiles, and anywhere that breed labels have previously been used. If an owner surrenders a dog and believes that s/he knows what breed the dog is, it will be listed in the notes along with all other information, such as behavior history, that we input. That, as all information, will be shared with an interested possible adopter or rescue partner.

We offer this list of links to articles and information from professionals who have done extensive research and from shelters who have wrestled with the concept of how to be as transparent as possible with their communities and their experience around removing breed labels:

http://start.att.net/news/read/article/orlando_sentinel-pet_shelters_try_new_tactics_for_hardtoadopt_dog_b-tca

<http://portsmouthhumanesociety.org/american-shelter-dog/>

<http://www.iaxhumane.org/news/removing-breed-labels/>

<http://wihumane.org/news/breedlabelsremoved>

<http://blogs.bestfriends.org/index.php/2017/03/16/removing-breed-labels-from-adoptable-pets/>

<http://sonorannews.com/2016/04/05/shelter-takes-unusual-step-removing-breed-labels-adoptable-dogs/>

<http://chewonthis.maddiesfund.org/2016/11/it-may-be-time-to-say-goodbye-to-breed-labels-on-all-shelter-dogs/>

<http://www.maddiesfund.org/canine-identity-crisis-breed-labeling-affects-adoption-part-1.htm>

<http://www.vetstreet.com/our-pet-experts/no-you-probably-cant-guess-that-dogs-breed-and-a-new-study-explains-why-it-matters>

<http://journals.plos.org/plosone/article?id=10.1371/journal.pone.0146857>

<http://www.sciencedirect.com/science/article/pii/S109002331500310X>

<https://www.ncbi.nlm.nih.gov/pubmed/20183478>


<http://article.sapub.org/10.5923.j.sociology.20130302.02.html>

In addition, attached are three posters provided by the National Canine Research Council with pictures of dogs who have been DNA tested through the Mars Wisdom Panel. You are invited to look at the dog in each picture, identify the breed you believe the dog is and then to read the results of the Wisdom Panel.

FISCAL IMPACT:

There is no fiscal impact.

Approved:



BRENDA F. BARNETTE
General Manager


BOARD ACTION:

_____ Passed	Disapproved _____
_____ Passed with noted modifications	Continued _____
_____ Tabled	New Date _____

ALL OF THESE DOGS ARE MIXED BREED DOGS

CAN YOU GUESS THE MIX OF BREEDS?

EACH OF THESE DOGS WAS GIVEN A DNA TEST* TO DETERMINE THE MIX OF BREEDS
ONLY FOUR ARE MIXED WITH GERMAN SHEPHERD DOG



Tested with Mars Wisdom Panel™ MX by their owners: www.wisdompanel.com

Significant: 50% or more; Intermediate: 25% - 49%; Minor: 12.5% - 24%

1. Intermediate German Shepherd Dog, Minor Boxer 2. Minor Akita, Minor Bull Terrier, Minor Chinese Shar-Pei 3. Intermediate Border Collie, Intermediate Shetland Sheepdog, Minor Border Terrier 4. Intermediate Keeshond, Intermediate Boston Terrier 5. Minor Shiba Inu, Minor Miniature Poodle, Minor Irish Terrier, Minor Akita, Minor Border Terrier 6. Intermediate Border Collie, Intermediate Australian Cattle Dog 7. Significant German Shepherd Dog, Significant Boxer 8. Intermediate Great Pyrenees, Intermediate Chow Chow, Intermediate Afghan Hound 9. Intermediate German Shepherd Dog, Intermediate Beagle, Intermediate Golden Retriever 10. Intermediate American Staffordshire Terrier, Minor Siberian Husky, Minor Chow Chow 11. Minor Cardigan Welsh Corgi, Minor Chow Chow, Minor Clumber Spaniel, Minor Cocker Spaniel, Minor Doberman Pinscher, Minor Keeshond 12. Significant German Shepherd Dog, Intermediate Standard Schnauzer, Intermediate Pug

www.nationalcanineresearchcouncil.com


Watch and Learn. For further discussion about Visual Breed Identification, view the NCRC video interview with Dr. Victoria Voith, PhD, DVM, DACVB on the accompanying CD.

NCRC National
Canine
Research
Council
Preserving the Human-Canine Bond

ALL OF THESE DOGS ARE MIXED BREED DOGS

CAN YOU GUESS THE MIX OF BREEDS?

EACH OF THESE DOGS WAS GIVEN A BLOOD-BASED DNA TEST* TO DETERMINE MIX OF BREEDS
ONLY TWO ARE MIXED WITH LABRADOR RETRIEVER





*Tested with Mars Wisdom Panel™ MX by their owners: www.wisdompanel.com
Significant 50% or more, Some 25%-49%, Distant 12.5%-24%

1. some Shetland Sheepdog 2. significant amount of Labrador Retriever, some Siberian Husky, distant traces of Silky Terrier 3. significant amount of Beagle and English Springer Spaniel 4. some American Staffordshire Terrier and Great Pyrenees, distant traces of Dalmatian and Alaskan Malamute 5. some Labrador Retriever and Chinese Crested, distant traces of Nova Scotia Duck Tolling Retriever 6. some Australian Cattle Dog and Rottweiler, distant traces of Afghan Hound 7. significant amount of Chesapeake Bay Retriever with some Chihuahua 8. significant amount of Rottweiler and also includes distant traces of English Springer Spaniel 9. significant amount of Golden Retriever with some Chihuahua and Chow Chow

ALL OF THESE DOGS ARE MIXED BREED DOGS

CAN YOU GUESS THE MIX OF BREEDS?

EACH OF THESE DOGS WAS GIVEN A BLOOD-BASED DNA TEST* TO DETERMINE MIX OF BREEDS
ONLY THREE OF THESE DOGS ARE "PIT BULL" MIXES



*Tested with Mars Wisdom Panel™ MX by their owners: www.wisdompanel.com
Significant 50% or more, Some 25%-49%, Distant 12.5%-24%

1. significant Boxer with some Bulldog 2. distant traces of Smooth Fox Terrier 3. significant Chihuahua with some Cocker Spaniel 4. some Rottweiler and Boston Terrier 5. some German Shepherd Dog and distant traces of Affenpinscher 6. some Chinese Shar-Pei and distant traces of Rottweiler 7. some American Staffordshire Terrier and Australian Cattle Dog 8. distant traces of Basset Hound, Dalmatian and Pug 9. significant American Staffordshire Terrier and distant traces of Boxer 10. some German Shepherd Dog and distant traces of Basset Hound, Norwegian Elkhound and Samoyed 11. distant traces of Basset Hound, Dalmatian, Glen of Imaal Terrier, Staffordshire Bull Terrier and Wire Fox Terrier 12. some Rottweiler and distant traces of Clumber Spaniel, German Wirehaired Pointer and Newfoundland 13. some Boston Terrier and distant traces of Bulldog 14. distant traces of Borzoi, Brussels Griffon, Dachshund, English Cocker Spaniel and Samoyed 15. some Boxer and distant traces of Bernese Mountain Dog, Briard, Dalmatian and Welsh Springer Spaniel 16. distant traces of Beagle, Boxer, Bulldog, Chesapeake Bay Retriever, Dalmatian, Mastiff and Whippet

LA Animal Services Woof Stat Report for July 2017

Department Totals - All Animals

	Jul-17	Jul-16	% Chng	Final Fiscal 16/17	Final Fiscal 15/16	% Chng
--	--------	--------	--------	--------------------	--------------------	--------

Impounds by Animal Type - All Animals

Cats	2,361	2,310	2%	2,361	2,310	2%
Dogs	2,485	2,664	-7%	2,485	2,664	-7%
Others	598	541	11%	598	541	11%
Rabbits	57	99	-42%	57	99	-42%
Totals	5,501	5,614	-2%	5,501	5,614	-2%

Impounds by Impound Type - All Animals

ACTF/Dsstr/Evid/Pers Prop	116	120	-3%	116	120	-3%
DOA	181	216	-16%	181	216	-16%
Owner Surrender	1,034	1,015	2%	1,034	1,015	2%
Possible Owner	591	614	-4%	591	614	-4%
Stray	3,221	3,365	-4%	3,221	3,365	-4%
Wildlife	358	284	26%	358	284	26%
Totals	5,501	5,614	-2%	5,501	5,614	-2%

Live/Save for Cats and Dogs

Live Impounds - Minus Cat and Dog DOAs

Cats	2,309	2,247	3%	2,309	2,247	3%
Dogs	2,402	2,546	-6%	2,402	2,546	-6%
Totals	4,711	4,793	-2%	4,711	4,793	-2%

Live Releases

Cats	1,787	1,739	3%	1,787	1,739	3%
Dogs	2,072	2,381	-13%	2,072	2,381	-13%
Totals	3,859	4,120	-6%	3,859	4,120	-6%

Live/Save Rates

Cats	77.39%	77.39%	0%	77.39%	77.39%	0%
Dogs	86.26%	93.52%	-8%	86.26%	93.52%	-8%
Totals	81.91%	85.96%	-5%	81.91%	85.96%	-5%

Licenses Issued

	Jul-17	Jul-16	% Chng	Final Fiscal 16/17	Final Fiscal 15/16	% Chng
Intact Dog Licenses	134	102	31%	134	102	31%
Breeder's Licenses	100	71	41%	100	71	41%
Cat ID Tag	4	0	400%	4	0	400%
Disabled	122	84	45%	122	84	45%
Duplicate	166	187	-11%	166	187	-11%
Equine Lic 1 Year	62	84	-26%	62	84	-26%
Equine Lic 2 Years	1	2	-50%	1	2	-50%
Equine Lic 3 Years	5	0	500%	5	0	500%
Equine Lic 4 Years	0	0	0%	0	0	0%
Equine Lic 5 Years	15	1	1400%	15	1	1400%
Guide Dogs	0	0	0%	0	0	0%
Humane Grps	101	93	9%	101	93	9%
Junkyard Intct	0	1	-100%	0	1	-100%
Junkyard Altrd	10	7	43%	10	7	43%
LAPD K9	0	0	0%	0	0	0%
Pending	264	305	-13%	264	305	-13%
Restricted	3	7	-57%	3	7	-57%
Sentry	0	0	0%	0	0	0%
Signal	0	0	0%	0	0	0%
Altered Dog Licenses	8,331	7,198	16%	8,331	7,198	16%
Altered Dog Licenses 3 Years	504	325	55%	504	325	55%
Senior	324	305	6%	324	305	6%
Svc	4	3	33%	4	3	33%
Blue Service Dog Tags	0	0	0%	0	0	0%
Totals	10,150	8,775	16%	10,150	8,775	16%

Spay/Neuter Surgeries by LAAS Vets

Cats	138	249	-45%	138	249	-45%
Dogs	52	114	-54%	52	114	-54%
Rabbits	16	18	-11%	16	18	-11%
Totals	206	381	-46%	206	381	-46%

Department Totals

	Jul-17	Jul-16	% Chng	Final Fiscal 16/17	Final Fiscal 15/16	% Chng
--	--------	--------	--------	--------------------	--------------------	--------

Cat and Dog Euthanasia

Cats	420	633	-34%	420	633	-34%
Dogs	238	239	0%	238	239	0%
Totals	658	872	-25%	658	872	-25%

Cat and Dog Live Releases

Adoptions to the Public	1,824	2,308	-21%	1,824	2,308	-21%
Best Friends	713	628	14%	713	628	14%
New Hope Placements	577	484	19%	577	484	19%
Redeemed	640	664	-4%	640	664	-4%
Released	105	36	192%	105	36	192%
Totals	3,859	4,120	-6%	3,859	4,120	-6%

Outcomes for All Animals

Adoptions to the Public	1,895	2,424	-22%	1,895	2,424	-22%
Best Friends	715	628	14%	715	628	14%
Died/DOA (not euthanized)	354	316	12%	354	316	12%
Euthanized	878	1,102	-20%	878	1,102	-20%
Missing/Stolen/Escaped	2	4	-50%	2	4	-50%
New Hope Placements	682	609	12%	682	609	12%
Redeemed	645	669	-4%	645	669	-4%
Released	202	96	110%	202	96	110%
Totals	5,373	5,848	-8%	5,373	5,848	-8%

Admin Stats

	Jul-17	Jul-16	% Chng	Final Fiscal 16/17	Final Fiscal 15/16	% Chng
CPRA Requests	44	60	-27%	44	60	-27%
Hearings Held	58	30	93%	58	30	93%

Spay/Neuter Vouchers Issued / Redeemed

Discount Vouchers Issued	706	393	80%	706	393	80%
Free Vouchers Issued	367	405	-9%	367	405	-9%
Discount Vouchers Redeemed	239	365	-35%	239	365	-35%
Free Vouchers Redeemed	267	135	98%	267	135	98%

	Jul-17	Jul-16	% Chng	Final Fiscal 16/17	Final Fiscal 15/16	% Chng
--	--------	--------	--------	--------------------	--------------------	--------

Volunteers

# of Volunteers Worked	795	703	13%	795	703	13%
# of Volunteer Hrs Worked	7,373	7,993	-8%	7,373	7,993	-8%
# of Orientations	6	6	0%	6	6	0%
# attended	192	146	32%	192	146	32%

Animals Sent to Foster

Cats	297	258	15%	297	258	15%
Dogs	164	160	3%	164	160	3%
Others	3	0	300%	3	0	300%
Rabbits	0	0	0%	0	0	0%
Totals	464	418	11%	464	418	11%

Officer Stats

ACE Citations	1,541	802	92%	1,541	802	92%
Admin Hearings	6	7	-14%	6	9	-33%
Barking Dog	1	7	-86%	1	12	-92%
Citations Issued	0	0	0%	0	0	0%
Criminal Cases	6	6	0%	6	6	0%
Dangerous Animal	43	21	105%	43	25	72%
Permits Processed	112	101	11%	170	155	10%
Wildlife Calls	349	322	8%	349	322	8%

Surgeries by Contract and LOA Vets

	Jul-17	Final Fiscal 16/17	Fiscal 15/16 Goal	% Achieved	Jul-17	Final Fiscal 16/17
	Shelter Animals				Vouchers Redeemed	
SNP LA Harbor	200	200	208	-4%	31	31
SNP LA EV	0	0	N/A	N/A	0	0
Value Vet WLA	163	163	415	-61%	15	15
ASPCA SLA Clinic	329	329	415	-21%	271	271
LOA Vet Hospitals	864	864	n/a	n/a	263	263
Total	1,356	1,556	n/a	n/a	580	581

East Valley Shelter						
All Animals						
	Jul-17	Jul-16	% Chng	Final Fiscal 16/17	Final Fiscal 15/16	% Chng

Impounds by Animal Type - All Animals						
Cats	624	599	4%	624	599	4%
Dogs	639	690	-7%	639	690	-7%
Others	203	155	31%	203	155	31%
Rabbits	22	20	10%	22	20	10%
Totals	1,488	1,464	2%	1,488	1,464	2%

Impounds by Impound Type - All Animals						
ACTF/Dsstr/Evid/Pers Prop	29	32	-9%	29	32	-9%
DOA	44	72	-39%	44	72	-39%
Owner Surrender	232	252	-8%	232	252	-8%
Possible Owner	141	155	-9%	141	155	-9%
Stray	945	891	6%	945	891	6%
Wildlife	97	62	56%	97	62	56%
Totals	1,488	1,464	2%	1,488	1,464	2%

Live/Save for Cats and Dogs						
Live Impounds - Minus Cat and Dog DOAs						
Cats	611	574	6%	611	574	6%
Dogs	620	657	-6%	620	657	-6%
Totals	1,231	1,231	0%	1,231	1,231	0%

Live Releases						
Cats	456	467	-2%	456	467	-2%
Dogs	530	670	-21%	530	670	-21%
Totals	986	1,137	-13%	986	1,137	-13%

Live/Save Rates						
Cats	74.63%	81.36%	-8%	74.63%	81.36%	-8%
Dogs	85.48%	101.98%	-16%	85.48%	101.98%	-16%
Totals	80.10%	92.36%	-13%	80.10%	92.36%	-13%

	Jul-17	Jul-16	% Chng	Final Fiscal 16/17	Final Fiscal 15/16	% Chng
Licenses Issued						
Intact Dog Licenses	35	27	30%	35	27	30%
Breeder's Licenses	28	22	27%	28	22	27%
Cat ID Tag	0	0	0%	0	0	0%
Disabled	20	10	100%	20	10	100%
Duplicate	32	45	-29%	32	45	-29%
Equine Lic 1 Year	17	15	13%	17	15	13%
Equine Lic 2 Years	0	1	-100%	0	1	-100%
Equine Lic 3 Years	1	0	100%	1	0	100%
Equine Lic 4 Years	0	0	0%	0	0	0%
Equine Lic 5 Years	2	1	100%	2	1	100%
Guide Dogs	0	0	0%	0	0	0%
Humane Grps	43	20	115%	43	20	115%
Junkyard Intct	0	0	0%	0	0	0%
Junkyard Altrd	4	0	400%	4	0	400%
LAPD K9	0	0	0%	0	0	0%
Pending	12	34	-65%	12	34	-65%
Restricted	0	0	0%	0	0	0%
Sentry	0	0	0%	0	0	0%
Signal	0	0	0%	0	0	0%
Altered Dog Licenses	919	1,244	-26%	919	1,244	-26%
Altered Dog Licenses 3 Years	55	12	358%	55	12	358%
Senior	41	44	-7%	41	44	-7%
Svc	0	0	0%	0	0	0%
Blue Service Dog Tags	0	0	0%	0	0	0%
Totals	1,209	1,475	-18%	1,209	1,475	-18%

Spay/Neuter Surgeries by LAAS Vets						
Cats	53	57	-7%	53	57	-7%
Dogs	41	40	3%	41	40	3%
Rabbits	3	0	300%	3	0	300%
Totals	97	97	0%	97	97	0%

East Valley Shelter

	Jul-17	Jul-16	% Chng	Final Fiscal 16/17	Final Fiscal 15/16	% Chng
--	--------	--------	--------	--------------------	--------------------	--------

Cat and Dog Euthanasia

Cats	119	132	-10%	119	132	-10%
Dogs	41	28	46%	41	28	46%
Totals	160	160	0%	160	160	0%

Cat and Dog Live Releases

Adoptions to the Public	396	586	-32%	396	586	-32%
Best Friends	185	173	7%	185	173	7%
New Hope Placements	207	157	32%	207	157	32%
Redeemed	178	210	-15%	178	210	-15%
Released	20	11	82%	20	11	82%
Totals	986	1,137	-13%	986	1,137	-13%

Outcomes for All Animals

Adoptions to the Public	409	615	-33%	409	615	-33%
Best Friends	185	173	7%	185	173	7%
Died/DOA (not euthanized)	111	102	9%	111	102	9%
Euthanized	233	224	4%	233	224	4%
Missing/Stolen/Escaped	0	1	-100%	0	1	-100%
New Hope Placements	246	182	35%	246	182	35%
Redeemed	179	211	-15%	179	211	-15%
Released	54	45	20%	54	45	20%
Totals	1,417	1,553	-9%	1,417	1,553	-9%

	Jul-17	Jul-16	% Chng	Final Fiscal 16/17	Final Fiscal 15/16	% Chng
--	--------	--------	--------	--------------------	--------------------	--------

Volunteers

# of Volunteers Worked	188	120	57%	188	120	-36%
# of Volunteer Hrs Worked	1,821	1,919	-5%	1,821	1,919	5%
# of Orientations	1	1	0%	1	1	0%
# attended	52	30	73%	52	30	-42%

Animals Sent to Foster

Cats	104	98	6%	104	98	6%
Dogs	58	64	-9%	58	64	-9%
Others	0	0	0%	0	0	0%
Rabbits	0	0	0%	0	0	0%
Totals	162	162	0%	162	162	0%

Officer Stats

ACE Citations	212	83	155%	212	83	155%
Admin Hearings	0	0	0%	0	2	-200%
Barking Dog	0	2	-200%	0	5	-500%
Citations Issued	0	0	0%	0	0	0%
Criminal Cases	0	0	0%	0	0	0%
Dangerous Animal	12	4	200%	12	4	200%
Permits Processed	5	5	0%	59	59	0%
Wildlife Calls	51	53	-4%	51	53	-4%

Harbor Shelter

All Animals

	Jul-17	Jul-16	% Chng	Final Fiscal 16/17	Final Fiscal 15/16	% Chng
--	--------	--------	--------	--------------------------	--------------------------	--------

Impounds by Animal Type - All Animals

Cats	236	218	8%	236	218	8%
Dogs	225	261	-14%	225	261	-14%
Others	49	28	75%	49	28	75%
Rabbits	0	7	-700%	0	7	-700%
Totals	510	514	-1%	510	514	-1%

Impounds by Impound Type - All Animals

ACTF/Dsstr/Evid/Pers Prop	35	28	25%	35	28	25%
DOA	11	16	-31%	11	16	-31%
Owner Surrender	79	85	-7%	79	85	-7%
Possible Owner	61	45	36%	61	45	36%
Stray	294	319	-8%	294	319	-8%
Wildlife	30	21	43%	30	21	43%
Totals	510	514	-1%	510	514	-1%

Live/Save for Cats and Dogs

Live Impounds - Minus Cat and Dog DOAs

Cats	235	215	9%	235	215	9%
Dogs	220	250	-12%	220	250	-12%
Totals	455	465	-2%	455	465	-2%

Live Releases

Cats	181	199	-9%	181	199	-9%
Dogs	175	194	-10%	175	194	-10%
Totals	356	393	-9%	356	393	-9%

Live/Save Rates

Cats	77.02%	92.56%	-17%	77.02%	92.56%	-17%
Dogs	79.55%	77.60%	3%	79.55%	77.60%	3%
Totals	78.24%	84.52%	-7%	78.24%	84.52%	-7%

Licenses Issued

	Jul-17	Jul-16	% Chng	Final Fiscal 16/17	Final Fiscal 15/16	% Chng
Intact Dog Licenses	2	3	-33%	2	3	-33%
Breeder's Licenses	2	3	-33%	2	3	-33%
Cat ID Tag	0	0	0%	0	0	0%
Disabled	2	10	-80%	2	10	-80%
Duplicate	8	8	0%	8	8	0%
Equine Lic 1 Year	0	0	0%	0	0	0%
Equine Lic 2 Years	0	0	0%	0	0	0%
Equine Lic 3 Years	0	0	0%	0	0	0%
Equine Lic 4 Years	0	0	0%	0	0	0%
Equine Lic 5 Years	0	0	0%	0	0	0%
Guide Dogs	0	0	0%	0	0	0%
Humane Grps	7	5	40%	7	5	40%
Junkyard Intct	0	0	0%	0	0	0%
Junkyard Altrd	0	1	-100%	0	1	-100%
LAPD K9	0	0	0%	0	0	0%
Pending	0	3	-300%	0	3	-300%
Restricted	0	0	0%	0	0	0%
Sentry	0	0	0%	0	0	0%
Signal	0	0	0%	0	0	0%
Altered Dog Licenses	253	261	-3%	253	261	-3%
Altered Dog Licenses 3 Years	3	1	200%	3	1	200%
Senior	13	9	44%	13	9	44%
Svc	0	0	0%	0	0	0%
Blue Service Dog Tags	0	0	0%	0	0	0%
Totals	290	304	-5%	290	304	-5%

Spay/Neuter Surgeries by LAAS Vets

Cats	3	13	-77%	3	13	-77%
Dogs	1	1	0%	1	1	0%
Rabbits	0	0	0%	0	0	0%
Totals	4	14	-71%	4	14	-71%

Harbor Shelter

	Jul-17	Jul-16	% Chng	Final Fiscal 16/17	Final Fiscal 15/16	% Chng
--	--------	--------	--------	--------------------------	--------------------------	--------

Cat and Dog Euthanasia

Cats	56	82	-32%	56	82	-32%
Dogs	22	30	-27%	22	30	-27%
Totals	78	112	-30%	78	112	-30%

Cat and Dog Live Releases

Adoptions to the Public	227	255	-11%	227	255	-11%
Best Friends	63	68	-7%	63	68	-7%
New Hope Placements	32	17	88%	32	17	88%
Redeemed	33	49	-33%	33	49	-33%
Released	1	4	-75%	1	4	-75%
Totals	356	393	-9%	356	393	-9%

Outcomes for All Animals

Adoptions to the Public	234	265	-12%	234	265	-12%
Best Friends	63	68	-7%	63	68	-7%
Died/DOA (not euthanized)	20	22	-9%	20	22	-9%
Euthanized	99	135	-27%	99	135	-27%
Missing/Stolen/Escaped	0	0	0%	0	0	0%
New Hope Placements	36	20	80%	36	20	80%
Redeemed	37	49	-24%	37	49	-24%
Released	8	5	60%	8	5	60%
Totals	497	564	-12%	497	564	-12%

	Jul-17	Jul-16	% Chng	Final Fiscal 16/17	Final Fiscal 15/16	% Chng
--	--------	--------	--------	--------------------------	--------------------------	--------

Volunteers

# of Volunteers Worked	98	90	9%	98	90	9%
# of Volunteer Hrs Worked	1,159	1,076	8%	1,159	1,076	8%
# of Orientations	1	1	0%	1	1	0%
# attended	19	15	27%	19	15	27%

Animals Sent to Foster

Cats	29	15	93%	29	15	93%
Dogs	15	11	36%	15	11	36%
Others	0	0	0%	0	0	0%
Rabbits	0	0	0%	0	0	0%
Totals	44	26	69%	44	26	69%

Officer Stats

ACE Citations	39	46	-15%	39	46	-15%
Admin Hearings	1	0	100%	1	0	100%
Barking Dog	0	0	0%	0	2	-200%
Citations Issued	0	0	0%	0	0	0%
Criminal Cases	0	0	0%	0	0	0%
Dangerous Animal	4	0	400%	4	4	0%
Permits Processed	1	0	100%	5	0	500%
Wildlife Calls	58	20	241%	58	20	190%

North Central Shelter

All Animals

	Jul-17	Jul-16	% Chng	Final Fiscal 16/17	Final Fiscal 15/16	% Chng
--	--------	--------	--------	--------------------	--------------------	--------

Impounds by Animal Type - All Animals

Cats	434	401	8%	434	401	8%
Dogs	404	462	-13%	404	462	-13%
Others	122	83	47%	122	83	47%
Rabbits	9	16	-44%	9	16	-44%
Totals	969	962	1%	969	962	1%

Impounds by Impound Type - All Animals

ACTF/Dsstr/Evid/Pers Prop	8	18	-56%	8	18	-56%
DOA	57	46	24%	57	46	24%
Owner Surrender	146	180	-19%	146	180	-19%
Possible Owner	88	86	2%	88	86	2%
Stray	589	581	1%	589	581	1%
Wildlife	81	51	59%	81	51	59%
Totals	969	962	1%	969	962	1%

Live/Save for Cats and Dogs

Live Impounds - Minus Cat and Dog DOAs

Cats	419	390	7%	419	390	7%
Dogs	373	433	-14%	373	433	-14%
Totals	792	823	-4%	792	823	-4%

Live Releases

Cats	271	252	8%	271	252	8%
Dogs	339	406	-17%	339	406	-17%
Totals	610	658	-7%	610	658	-7%

Live/Save Rates

Cats	64.68%	64.62%	0%	64.68%	64.62%	0%
Dogs	90.88%	93.76%	-3%	90.88%	93.76%	-3%
Totals	77.02%	79.95%	-4%	77.02%	79.95%	-4%

Licenses Issued

	Jul-17	Jul-16	% Chng	Final Fiscal 16/17	Final Fiscal 15/16	% Chng
Intact Dog Licenses	18	12	50%	18	12	50%
Breeder's Licenses	14	9	56%	14	9	56%
Cat ID Tag	2	0	200%	2	0	200%
Disabled	22	15	47%	22	15	47%
Duplicate	26	29	-10%	26	29	-10%
Equine Lic 1 Year	1	0	100%	1	0	100%
Equine Lic 2 Years	0	0	0%	0	0	0%
Equine Lic 3 Years	0	0	0%	0	0	0%
Equine Lic 4 Years	0	0	0%	0	0	0%
Equine Lic 5 Years	0	0	0%	0	0	0%
Guide Dogs	0	0	0%	0	0	0%
Humane Grps	24	11	118%	24	11	118%
Junkyard Intct	0	1	-100%	0	1	-100%
Junkyard Altrd	1	2	-50%	1	2	-50%
LAPD K9	0	0	0%	0	0	0%
Pending	0	4	-400%	0	4	-400%
Restricted	0	0	0%	0	0	0%
Sentry	0	0	0%	0	0	0%
Signal	0	0	0%	0	0	0%
Altered Dog Licenses	700	879	-20%	700	879	-20%
Altered Dog Licenses 3 Years	14	57	-75%	14	57	-75%
Senior	46	82	-44%	46	82	-44%
Svc	0	0	0%	0	0	0%
Blue Service Dog Tags	0	0	0%	0	0	0%
Totals	868	1,101	-21%	868	1,101	-21%

Spay/Neuter Surgeries by LAAS Vets

Cats	15	41	-63%	15	41	-63%
Dogs	4	26	-85%	4	26	-85%
Rabbits	0	0	0%	0	0	0%
Totals	19	67	-72%	19	67	-72%

North Central Shelter

	Jul-17	Jul-16	% Chng	Final Fiscal 16/17	Final Fiscal 15/16	% Chng
--	--------	--------	--------	--------------------------	--------------------------	--------

Cat and Dog Euthanasia

Cats	93	118	-21%	93	118	-21%
Dogs	35	50	-30%	35	50	-30%
Totals	128	168	-24%	128	168	-24%

Cat and Dog Live Releases

Adoptions to the Public	259	387	-33%	259	387	-33%
Best Friends	136	93	46%	136	93	46%
New Hope Placements	100	61	64%	100	61	64%
Redeemed	107	110	-3%	107	110	-3%
Released	8	7	14%	8	7	14%
Totals	610	658	-7%	610	658	-7%

Outcomes for All Animals

Adoptions to the Public	265	401	-34%	265	401	-34%
Best Friends	136	93	46%	136	93	46%
Died/DOA (not euthanized)	101	59	71%	101	59	71%
Euthanized	165	205	-20%	165	205	-20%
Missing/Stolen/Escaped	0	1	-100%	0	1	-100%
New Hope Placements	120	67	79%	120	67	79%
Redeemed	107	110	-3%	107	110	-3%
Released	33	23	43%	33	23	43%
Totals	927	959	-3%	927	959	-3%

	Jul-17	Jul-16	% Chng	Final Fiscal 16/17	Final Fiscal 15/16	% Chng
--	--------	--------	--------	--------------------------	--------------------------	--------

Volunteers

# of Volunteers Worked	138	127	9%	138	127	9%
# of Volunteer Hrs Worked	827	896	-8%	827	896	-8%
# of Orientations	1	1	0%	1	1	0%
# attended	27	25	8%	27	25	8%

Animals Sent to Foster

Cats	38	46	-17%	38	46	-17%
Dogs	37	31	19%	37	31	19%
Others	0	0	0%	0	0	0%
Rabbits	0	0	0%	0	0	0%
Totals	75	77	-3%	75	77	-3%

Officer Stats

ACE Citations	905	486	86%	905	486	86%
Admin Hearings	0	1	-100%	0	1	-100%
Barking Dog	0	0	0%	0	0	0%
Citations Issued	0	0	0%	0	0	0%
Criminal Cases	0	1	-100%	0	1	-100%
Dangerous Animal	3	3	0%	3	3	0%
Permits Processed	29	29	0%	29	29	0%
Wildlife Calls	76	92	-17%	76	92	-17%

South LA Shelter

All Animals

	Jul-17	Jul-16	% Chng	Final Fiscal 16/17	Final Fiscal 15/16	% Chng
--	--------	--------	--------	--------------------	--------------------	--------

Impounds by Animal Type - All Animals

Cats	569	543	5%	569	543	5%
Dogs	629	653	-4%	629	653	-4%
Others	37	50	-26%	37	50	-26%
Rabbits	6	6	0%	6	6	0%
Totals	1,241	1,252	-1%	1,241	1,252	-1%

Impounds by Impound Type - All Animals

ACTF/Dsstr/Evid/Pers Prop	11	15	-27%	11	15	-27%
DOA	16	38	-58%	16	38	-58%
Owner Surrender	304	205	48%	304	205	48%
Possible Owner	107	111	-4%	107	111	-4%
Stray	784	864	-9%	784	864	-9%
Wildlife	19	19	0%	19	19	0%
Totals	1,241	1,252	-1%	1,241	1,252	-1%

Live/Save for Cats and Dogs

Live Impounds - Minus Cat and Dog DOAs

Cats	564	539	5%	564	539	5%
Dogs	618	623	-1%	618	623	-1%
Totals	1,182	1,162	2%	1,182	1,162	2%

Live Releases

Cats	402	376	7%	402	376	7%
Dogs	498	528	-6%	498	528	-6%
Totals	900	904	0%	900	904	0%

Live/Save Rates

Cats	71.28%	69.76%	2%	71.28%	69.76%	2%
Dogs	80.58%	84.75%	-5%	80.58%	84.75%	-5%
Totals	76.14%	77.80%	-2%	76.14%	77.80%	-2%

Licenses Issued

	Jul-17	Jul-16	% Chng	Final Fiscal 16/17	Final Fiscal 15/16	% Chng
Intact Dog Licenses	43	17	153%	43	17	153%
Breeder's Licenses	33	14	136%	33	14	136%
Cat ID Tag	0	0	0%	0	0	0%
Disabled	15	13	15%	15	13	15%
Duplicate	28	20	40%	28	20	40%
Equine Lic 1 Year	0	0	0%	0	0	0%
Equine Lic 2 Years	0	0	0%	0	0	0%
Equine Lic 3 Years	0	0	0%	0	0	0%
Equine Lic 4 Years	0	0	0%	0	0	0%
Equine Lic 5 Years	0	0	0%	0	0	0%
Guide Dogs	0	0	0%	0	0	0%
Humane Grps	17	44	-61%	17	44	-61%
Junkyard Intct	0	0	0%	0	0	0%
Junkyard Altrd	0	2	-200%	0	2	-200%
LAPD K9	0	0	0%	0	0	0%
Pending	3	3	0%	3	3	0%
Restricted	2	0	200%	2	0	200%
Sentry	0	0	0%	0	0	0%
Signal	0	0	0%	0	0	0%
Altered Dog Licenses	1,087	770	41%	1,087	770	41%
Altered Dog Licenses 3 Years	17	8	113%	17	8	113%
Senior	49	36	36%	49	36	36%
Svc	0	0	0%	0	0	0%
Blue Service Dog Tags	0	0	0%	0	0	0%
Totals	1,294	927	40%	1,294	927	40%

Spay/Neuter Surgeries by LAAS Vets

Cats	7	2	250%	7	2	250%
Dogs	0	23	-2300%	0	23	-2300%
Rabbits	0	0	0%	0	0	0%
Totals	7	25	-72%	7	25	-72%

South LA Shelter

	Jul-17	Jul-16	% Chng	Final Fiscal 16/17	Final Fiscal 15/16	% Chng
--	--------	--------	--------	--------------------------	--------------------------	--------

Cat and Dog Euthanasia

Cats	82	193	-58%	82	193	-58%
Dogs	100	103	-3%	100	103	-3%
Totals	182	296	-39%	182	296	-39%

Cat and Dog Live Releases

Adoptions to the Public	352	407	-14%	352	407	-14%
Best Friends	225	202	11%	225	202	11%
New Hope Placements	167	211	-21%	167	211	-21%
Redeemed	87	78	12%	87	78	12%
Released	69	6	1050%	69	6	1050%
Totals	900	904	0%	900	904	0%

Outcomes for All Animals

Adoptions to the Public	360	417	-14%	360	417	-14%
Best Friends	225	202	11%	225	202	11%
Died/DOA (not euthanized)	33	45	-27%	33	45	-27%
Euthanized	197	336	-41%	197	336	-41%
Missing/Stolen/Escaped	0	1	-100%	0	1	-100%
New Hope Placements	169	217	-22%	169	217	-22%
Redeemed	87	79	10%	87	79	10%
Released	74	9	722%	74	9	722%
Totals	1,145	1,306	-12%	1,145	1,306	-12%

	Jul-17	Jul-16	% Chng	Final Fiscal 16/17	Final Fiscal 15/16	% Chng
--	--------	--------	--------	--------------------------	--------------------------	--------

Volunteers

# of Volunteers Worked	120	112	7%	120	112	7%
# of Volunteer Hrs Worked	1,275	1,294	-1%	1,275	1,294	-1%
# of Orientations	1	1	0%	1	1	0%
# attended	22	19	16%	22	19	16%

Animals Sent to Foster

Cats	1	1	0%	1	1	0%
Dogs	25	21	19%	25	21	19%
Others	0	0	0%	0	0	0%
Rabbits	0	0	0%	0	0	0%
Totals	26	22	18%	26	22	18%

Officer Stats

ACE Citations	80	61	31%	80	61	31%
Admin Hearings	0	0	0%	0	0	0%
Barking Dog	0	0	0%	0	0	0%
Citations Issued	0	0	0%	0	0	0%
Criminal Cases	0	0	0%	0	0	0%
Dangerous Animal	4	2	100%	4	2	100%
Permits Processed	1	2	-50%	1	2	-50%
Wildlife Calls	37	28	32%	37	28	32%

West LA Shelter

All Animals

	Jul-17	Jul-16	% Chng	Final Fiscal 16/17	Final Fiscal 15/16	% Chng
--	--------	--------	--------	--------------------	--------------------	--------

Impounds by Animal Type - All Animals

Cats	173	188	-8%	173	188	-8%
Dogs	206	225	-8%	206	225	-8%
Others	80	74	8%	80	74	8%
Rabbits	2	6	-67%	2	6	-67%
Totals	461	493	-6%	461	493	-6%

Impounds by Impound Type - All Animals

ACTF/Dsstr/Evid/Pers Prop	16	10	60%	16	10	60%
DOA	15	14	7%	15	14	7%
Owner Surrender	115	114	1%	115	114	1%
Possible Owner	59	74	-20%	59	74	-20%
Stray	192	226	-15%	192	226	-15%
Wildlife	64	55	16%	64	55	16%
Totals	461	493	-6%	461	493	-6%

Live/Save for Cats and Dogs

Live Impounds - Minus Cat and Dog DOAs

Cats	167	181	-8%	167	181	-8%
Dogs	205	221	-7%	205	221	-7%
Totals	372	402	-7%	372	402	-7%

Live Releases

Cats	147	145	1%	147	145	1%
Dogs	178	227	-22%	178	227	-22%
Totals	325	372	-13%	325	372	-13%

Live/Save Rates

Cats	88.02%	80.11%	10%	88.02%	80.11%	10%
Dogs	86.83%	102.71%	-15%	86.83%	102.71%	-15%
Totals	87.37%	92.54%	-6%	87.37%	92.54%	-6%

Licenses Issued

	Jul-17	Jul-16	% Chng	Final Fiscal 16/17	Final Fiscal 15/16	% Chng
Intact Dog Licenses	8	8	0%	8	8	0%
Breeder's Licenses	6	6	0%	6	6	0%
Cat ID Tag	0	0	0%	0	0	0%
Disabled	19	7	171%	19	7	171%
Duplicate	26	40	-35%	26	40	-35%
Equine Lic 1 Year	0	0	0%	0	0	0%
Equine Lic 2 Years	0	0	0%	0	0	0%
Equine Lic 3 Years	0	0	0%	0	0	0%
Equine Lic 4 Years	0	0	0%	0	0	0%
Equine Lic 5 Years	0	0	0%	0	0	0%
Guide Dogs	0	0	0%	0	0	0%
Humane Grps	1	6	-83%	1	6	-83%
Junkyard Intct	0	0	0%	0	0	0%
Junkyard Altrd	0	0	0%	0	0	0%
LAPD K9	0	0	0%	0	0	0%
Pending	2	0	200%	2	0	200%
Restricted	0	1	-100%	0	1	-100%
Sentry	0	0	0%	0	0	0%
Signal	0	0	0%	0	0	0%
Altered Dog Licenses	315	450	-30%	315	450	-30%
Altered Dog Licenses 3 Years	47	24	96%	47	24	96%
Senior	2	14	-86%	2	14	-86%
Svc	1	0	100%	1	0	100%
Blue Service Dog Tags	0	0	0%	0	0	0%
Totals	427	556	-23%	427	556	-23%

Spay/Neuter Surgeries by LAAS Vets

Cats	14	43	-67%	14	43	-67%
Dogs	1	1	0%	1	1	0%
Rabbits	0	0	0%	0	0	0%
Totals	15	44	-66%	15	44	-66%

West LA Shelter

	Jul-17	Jul-16	% Chng	Final Fiscal 16/17	Final Fiscal 15/16	% Chng
--	--------	--------	--------	--------------------------	--------------------------	--------

Cat and Dog Euthanasia

Cats	24	34	-29%	24	34	-29%
Dogs	5	6	-17%	5	6	-17%
Totals	29	40	-28%	29	40	-28%

Cat and Dog Live Releases

Adoptions to the Public	221	280	-21%	221	280	-21%
Best Friends	9	6	50%	9	6	50%
New Hope Placements	21	14	50%	21	14	50%
Redeemed	72	69	4%	72	69	4%
Released	2	3	-33%	2	3	-33%
Totals	325	372	-13%	325	372	-13%

Outcomes for All Animals

Adoptions to the Public	232	297	-22%	232	297	-22%
Best Friends	9	6	50%	9	6	50%
Died/DOA (not euthanized)	30	27	11%	30	27	11%
Euthanized	67	65	3%	67	65	3%
Missing/Stolen/Escaped	0	0	0%	0	0	0%
New Hope Placements	29	43	-33%	29	43	-33%
Redeemed	72	70	3%	72	70	3%
Released	21	5	320%	21	5	320%
Totals	460	513	-10%	460	513	-10%

	Jul-17	Jul-16	% Chng	Final Fiscal 16/17	Final Fiscal 15/16	% Chng
--	--------	--------	--------	--------------------------	--------------------------	--------

Volunteers

# of Volunteers Worked	124	123	1%	124	123	1%
# of Volunteer Hrs Worked	947	1,332	-29%	947	1,332	-29%
# of Orientations	1	1	0%	1	1	0%
# attended	38	36	6%	38	36	6%

Animals Sent to Foster

Cats	58	34	71%	58	34	71%
Dogs	12	9	33%	12	9	33%
Others	0	0	0%	0	0	0%
Rabbits	0	0	0%	0	0	0%
Totals	70	43	63%	70	43	63%

Officer Stats

ACE Citations	111	24	363%	111	24	363%
Admin Hearings	5	4	25%	5	4	25%
Barking Dog	0	0	0%	0	0	0%
Citations Issued	0	0	0%	0	0	0%
Criminal Cases	0	0	0%	0	0	0%
Dangerous Animal	0	0	0%	0	0	0%
Permits Processed	5	1	400%	5	1	400%
Wildlife Calls	76	62	269%	76	62	23%

West Valley Shelter

All Animals

	Jul-17	Jul-16	% Chng	Final Fiscal 16/17	Final Fiscal 15/16	% Chng
--	--------	--------	--------	--------------------	--------------------	--------

Impounds by Animal Type - All Animals

Cats	325	361	-10%	325	361	-10%
Dogs	382	373	2%	382	373	2%
Others	107	151	-29%	107	151	-29%
Rabbits	18	44	-59%	18	44	-59%
Totals	832	929	-10%	832	929	-10%

Impounds by Impound Type - All Animals

ACTF/Dsstr/Evid/Pers Prop	17	17	0%	17	17	0%
DOA	38	30	27%	38	30	27%
Owner Surrender	158	179	-12%	158	179	-12%
Possible Owner	135	143	-6%	135	143	-6%
Stray	417	484	-14%	417	484	-14%
Wildlife	67	76	-12%	67	76	-12%
Totals	832	929	-10%	832	929	-10%

Live/Save for Cats and Dogs

Live Impounds - Minus Cat and Dog DOAs

Cats	313	348	-10%	313	348	-10%
Dogs	366	362	1%	366	362	1%
Totals	679	710	-4%	679	710	-4%

Live Releases

Cats	330	300	10%	330	300	10%
Dogs	352	356	-1%	352	356	-1%
Totals	682	656	4%	682	656	4%

Live/Save Rates

Cats	105.43%	86.21%	22%	105.43%	86.21%	22%
Dogs	96.17%	98.34%	-2%	96.17%	98.34%	-2%
Totals	100.44%	92.39%	9%	100.44%	92.39%	9%

Licenses Issued

	Jul-17	Jul-16	% Chng	Final Fiscal 16/17	Final Fiscal 15/16	% Chng
Intact Dog Licenses	14	17	-18%	14	17	-18%
Breeder's Licenses	8	13	-38%	8	13	-38%
Cat ID Tag	0	0	0%	0	0	0%
Disabled	3	5	-40%	3	5	-40%
Duplicate	33	28	18%	33	28	18%
Equine Lic 1 Year	1	8	-88%	1	8	-88%
Equine Lic 2 Years	0	1	0%	0	1	-100%
Equine Lic 3 Years	0	0	0%	0	0	0%
Equine Lic 4 Years	0	0	0%	0	0	0%
Equine Lic 5 Years	0	0	0%	0	0	0%
Guide Dogs	0	0	0%	0	0	0%
Humane Grps	9	7	29%	9	7	29%
Junkyard Intct	0	0	0%	0	0	0%
Junkyard Altrd	1	0	100%	1	0	100%
LAPD K9	0	0	0%	0	0	0%
Pending	4	10	-60%	4	10	-60%
Restricted	1	6	-83%	1	6	-83%
Sentry	0	0	0%	0	0	0%
Signal	0	0	0%	0	0	0%
Altered Dog Licenses	734	707	4%	734	707	4%
Altered Dog Licenses 3 Years	12	8	50%	12	8	50%
Senior	11	9	22%	11	9	22%
Svc	0	1	-100%	0	1	-100%
Blue Service Dog Tags	0	0	0%	0	0	0%
Totals	831	820	1%	831	820	1%

Spay/Neuter Surgeries by LAAS Vets

Cats	46	93	-51%	46	93	-51%
Dogs	5	23	-78%	5	23	-78%
Rabbits	13	18	-28%	13	18	-28%
Totals	64	134	-52%	64	134	-52%

West Valley Shelter

	Jul-17	Jul-16	% Chng	Final Fiscal 16/17	Final Fiscal 15/16	% Chng
--	--------	--------	--------	--------------------	--------------------	--------

Cat and Dog Euthanasia

Cats	46	74	-38%	46	74	-38%
Dogs	35	22	59%	35	22	59%
Totals	81	96	-16%	81	96	-16%

Cat and Dog Live Releases

Adoptions to the Public	369	393	-6%	369	393	-6%
Best Friends	95	86	10%	95	86	10%
New Hope Placements	50	24	108%	50	24	108%
Redeemed	163	148	10%	163	148	10%
Released	5	5	0%	5	5	0%
Totals	682	656	4%	682	656	4%

Outcomes for All Animals

Adoptions to the Public	395	429	-8%	395	429	-8%
Best Friends	97	86	13%	97	86	13%
Died/DOA (not euthanized)	59	61	-3%	59	61	-3%
Euthanized	117	137	-15%	117	137	-15%
Missing/Stolen/Escaped	2	1	100%	2	1	100%
New Hope Placements	82	80	3%	82	80	3%
Redeemed	163	150	9%	163	150	9%
Released	12	9	33%	12	9	33%
Totals	927	953	-3%	927	953	-3%

	Jul-17	Jul-16	% Chng	Final Fiscal 16/17	Final Fiscal 15/16	% Chng
--	--------	--------	--------	--------------------	--------------------	--------

Volunteers

# of Volunteers Worked	127	131	-3%	127	131	-3%
# of Volunteer Hrs Worked	1,344	1,476	-9%	1,344	1,476	-9%
# of Orientations	1	1	0%	1	1	0%
# attended	34	21	62%	34	21	62%

Animals Sent to Foster

Cats	67	64	5%	67	64	5%
Dogs	17	24	-29%	17	24	-29%
Others	3	0	300%	3	0	300%
Rabbits	0	0	0%	0	0	0%
Totals	87	88	-1%	87	88	-1%

Officer Stats

ACE Citations	194	102	90%	194	102	90%
Admin Hearings	0	0	0%	0	0	0%
Barking Dog	1	0	100%	1	0	100%
Citations Issued	0	0	0%	0	0	0%
Criminal Cases	6	5	20%	6	5	20%
Dangerous Animal	20	8	150%	20	8	150%
Permits Processed	12	5	140%	12	5	140%
Wildlife Calls	51	67	274%	51	67	-24%

Admin

Licenses Issued

	Jul-17	Jul-16	% Chng	Final Fiscal 16/17	Final Fiscal 15/16	% Chng
Intact Dog Licenses	14	18	-22%	14	18	-22%
Breeder's Licenses	9	4	125%	9	4	125%
Cat ID Tag	2	0	200%	2	0	200%
Disabled	41	24	71%	41	24	71%
Duplicate	13	17	-24%	13	17	-24%
Equine Lic 1 Year	43	61	-30%	43	61	-30%
Equine Lic 2 Years	1	0	100%	1	0	100%
Equine Lic 3 Years	4	0	400%	4	0	400%
Equine Lic 4 Years	0	0	0%	0	0	0%
Equine Lic 5 Years	13	0	1300%	13	0	1300%
Guide Dogs	0	0	0%	0	0	0%
Humane Grps	0	0	0%	0	0	0%
Junkyard Intct	0	0	0%	0	0	0%
Junkyard Altrd	4	2	100%	4	2	100%
LAPD K9	0	0	0%	0	0	0%
Pending	243	251	-3%	243	251	-3%
Restricted	0	0	0%	0	0	0%
Sentry	0	0	0%	0	0	0%
Signal	0	0	0%	0	0	0%
Altered Dog Licenses	4,323	2,887	50%	4,323	2,887	50%
Altered Dog Licenses 3 Years	356	215	66%	356	215	66%
Senior	162	111	46%	162	111	46%
Svc	3	2	50%	3	2	50%
Blue Service Dog Tags	0	0	0%	0	0	0%
Totals	5,231	3,592	46%	5,231	3,592	46%

Admin Stats

	Jul-17	Jul-16	% Chng	Final Fiscal 16/17	Final Fiscal 15/16	% Chng
CPRA Requests	44	60	-27%	44	60	-27%
Hearings Held	58	30	93%	58	30	93%

Spay/Neuter Vouchers Issued / Redeemed

Discount Vouchers Issued	706	393	80%	706	393	80%
Free Vouchers Issued	367	405	-9%	367	405	-9%
Discount Vouchers Redeemed	239	365	-35%	239	365	-35%
Free Vouchers Redeemed	267	135	98%	267	135	98%

Officer Stats

ACE Citiations	n/a	n/a		n/a	n/a	
Admin Hearings	0	2	-200%	0	2	-200%
Barking Dog	0	5	-500%	0	5	-500%
Citations Issued	0	0	0%	0	0	0%
Criminal Cases	0	0	0%	0	0	0%
Dangerous Animal	0	4	-400%	0	4	-400%
Permits Processed	59	59	0%	59	59	0%
Wildlife Calls	n/a	n/a		n/a	n/a	

LA Animal Services Woof Stat Report for August 2017

Department Totals - All Animals

	Aug-17	Aug-16	% Chng	Fiscal Year 17/18	Fiscal Year 16/17	% Chng
--	--------	--------	--------	-------------------	-------------------	--------

Impounds by Animal Type - All Animals

Cats	2,470	2,342	5%	4,831	4,652	4%
Dogs	2,143	2,339	-8%	4,627	5,003	-8%
Others	480	435	10%	1,076	976	10%
Rabbits	57	72	-21%	114	171	-33%
Totals	5,150	5,188	-1%	10,648	10,802	-1%

Impounds by Impound Type - All Animals

ACTF/Dsstr/Evid/Pers Prop	83	313	-73%	198	433	-54%
DOA	159	200	-21%	340	416	-18%
Owner Surrender	997	1,001	0%	2,031	2,016	1%
Possible Owner	438	390	12%	1,028	1,004	2%
Stray	3,222	3,038	6%	6,444	6,403	1%
Wildlife	251	246	2%	607	530	15%
Totals	5,150	5,188	-1%	10,648	10,802	-1%

Live/Save for Cats and Dogs

Live Impounds - Minus Cat and Dog DOAs

Cats	2,423	2,291	6%	4,732	4,538	4%
Dogs	2,065	2,229	-7%	4,466	4,775	-6%
Totals	4,488	4,520	-1%	9,198	9,313	-1%

Live Releases

Cats	2,121	1,631	30%	3,908	3,370	16%
Dogs	2,038	1,867	9%	4,109	4,248	-3%
Totals	4,159	3,498	19%	8,017	7,618	5%

Live/Save Rates

Cats	87.54%	71.19%	23%	82.59%	74.26%	11%
Dogs	98.69%	83.76%	18%	92.01%	88.96%	3%
Totals	92.67%	77.39%	20%	87.16%	81.80%	7%

Licenses Issued

	Aug-17	Aug-16	% Chng	Fiscal Year 17/18	Fiscal Year 16/17	% Chng
Intact Dog Licenses	129	110	17%	263	212	24%
Breeder's Licenses	109	76	43%	209	147	42%
Cat ID Tag	2	8	-75%	6	8	-25%
Disabled	147	138	7%	269	222	21%
Duplicate	184	167	10%	350	354	-1%
Equine Lic 1 Year	119	146	-18%	181	230	-21%
Equine Lic 2 Years	0	5	-500%	1	7	-86%
Equine Lic 3 Years	0	2	-200%	5	2	150%
Equine Lic 4 Years	0	0	0%	0	0	0%
Equine Lic 5 Years	4	0	400%	19	1	1800%
Guide Dogs	1	0	100%	1	0	100%
Humane Grps	70	111	-37%	171	204	-16%
Junkyard Intct	1	0	100%	1	1	0%
Junkyard Altrd	15	5	200%	25	12	108%
LAPD K9	0	0	0%	0	0	0%
Pending	234	224	4%	498	529	-6%
Restricted	0	2	-200%	3	9	-67%
Sentry	0	2	-200%	0	2	-200%
Signal	0	0	0%	0	0	0%
Altered Dog Licenses	9,210	9,617	-4%	17,541	16,815	4%
Altered Dog Licenses 3 Years	466	347	34%	970	672	44%
Senior	420	561	-25%	744	866	-14%
Svc	0	0	0%	0	0	0%
Blue Service Dog Tags	13	3	333%	17	6	183%
Totals	11,124	11,524	-3%	21,274	20,299	5%

Spay/Neuter Surgeries by LAAS Vets

Cats	111	269	-59%	249	518	-52%
Dogs	27	97	-72%	79	211	-63%
Rabbits	20	16	25%	36	34	6%
Totals	158	382	-59%	364	763	-52%

Department Totals

	Aug-17	Aug-16	% Chng	Fiscal Year 17/18	Fiscal Year 16/17	% Chng
--	--------	--------	--------	-------------------------	-------------------------	--------

Cat and Dog Euthanasia

Cats	444	630	-30%	865	1,263	-32%
Dogs	127	233	-45%	365	472	-23%
Totals	571	863	-34%	1,230	1,735	-29%

Cat and Dog Live Releases

Adoptions to the Public	2,190	1,715	28%	4,013	4,023	0%
Best Friends	746	623	20%	1,459	1,251	17%
New Hope Placements	585	551	6%	1,162	1,035	12%
Redeemed	500	453	10%	1,140	1,117	2%
Released	138	156	-12%	243	192	27%
Totals	4,159	3,498	19%	8,017	7,618	5%

Outcomes for All Animals

Adoptions to the Public	2,269	1,819	25%	4,163	4,243	-2%
Best Friends	746	623	20%	1,461	1,251	17%
Died/DOA (not euthanized)	288	328	-12%	642	644	0%
Euthanized	734	1,033	-29%	1,614	2,135	-24%
Missing/Stolen/Escaped	3	6	-50%	6	10	-40%
New Hope Placements	671	672	0%	1,353	1,281	6%
Redeemed	500	458	9%	1,145	1,127	2%
Released	213	220	-3%	415	316	31%
Totals	5,424	5,159	5%	10,799	11,007	-2%

Admin Stats

	Aug-17	Aug-16	% Chng	Fiscal Year 17/18	Fiscal Year 16/17	% Chng
CPRA Requests	60	39	54%	104	99	5%
Hearings Held	63	23	174%	121	53	128%

Spay/Neuter Vouchers Issued / Redeemed

Discount Vouchers Issued	755	437	73%	1,461	830	76%
Free Vouchers Issued	460	422	9%	826	825	0%
Discount Vouchers Redeemed	295	320	-8%	532	685	-22%
Free Vouchers Redeemed	318	288	10%	575	418	38%

Volunteers

	Aug-17	Aug-16	% Chng	Fiscal Year 17/18	Fiscal Year 16/17	% Chng
# of Volunteers Worked	782	725	8%	1,099	977	12%
# of Volunteer Hrs Worked	7,062	7,249	-3%	13,806	15,241	-9%
# of Orientations	6	6	0%	12	13	-8%
# attended	172	176	-2%	364	356	2%

Animals Sent to Foster

Cats	309	210	47%	606	468	29%
Dogs	26	30	-13%	191	190	1%
Others	3	1	200%	6	1	500%
Rabbits	1	0	100%	1	0	100%
Totals	339	241	41%	804	659	22%

Officer Stats

ACE Citations	1,457	944	54%	3,002	1,746	72%
Admin Hearings	7	24	-71%	13	31	-58%
Barking Dog	3	4	-25%	4	11	-64%
Citations Issued	1	0	100%	1	0	100%
Criminal Cases	2	7	-71%	8	13	-38%
Dangerous Animal	32	33	-3%	75	54	39%
Permits Processed	103	114	-10%	215	215	0%
Wildlife Calls	339	366	-7%	699	688	2%

Surgeries by Contract and LOA Vets

	Aug-17	Fiscal Year 17/18	Fiscal 15/16 Goal	% Achieved	Aug-17	Fiscal Year 17/18
	Shelter Animals				Vouchers Redeemed	
SNP LA Harbor	0	200	415	-52%	0	31
SNP LA EV	0	0	n/a	n/a	0	0
Value Vet WLA	165	328	830	-60%	14	30
ASPCA SLA Clinic	384	715	830	-14%	301	572
LOA Vet Hospitals	765	1,676	n/a	n/a	110	1,043
Total	1,314	2,919	n/a	n/a	425	1,677

East Valley Shelter						
All Animals						
	Aug-17	Aug-16	% Chng	Fiscal Year 17/18	Fiscal Year 16/17	% Chng
Impounds by Animal Type - All Animals						
Cats	608	578	5%	1,227	1,177	4%
Dogs	528	580	-9%	1,168	1,270	-8%
Others	127	130	-2%	330	285	16%
Rabbits	15	25	-40%	36	45	-20%
Totals	1,278	1,313	-3%	2,761	2,777	-1%
Impounds by Impound Type - All Animals						
ACTF/Dsstr/Evid/Pers Prop	15	58	-74%	45	90	-50%
DOA	41	61	-33%	85	133	-36%
Owner Surrender	240	246	-2%	471	498	-5%
Possible Owner	112	85	32%	250	240	4%
Stray	796	795	0%	1,739	1,686	3%
Wildlife	74	68	9%	171	130	32%
Totals	1,278	1,313	-3%	2,761	2,777	-1%
Live/Save for Cats and Dogs						
Live Impounds - Minus Cat and Dog DOAs						
Cats	596	560	6%	1,202	1,134	6%
Dogs	509	556	-8%	1,130	1,213	-7%
Totals	1,105	1,116	-1%	2,332	2,347	-1%
Live Releases						
Cats	482	382	26%	938	849	10%
Dogs	548	490	12%	1,078	1,160	-7%
Totals	1,030	872	18%	2,016	2,009	0%
Live/Save Rates						
Cats	80.87%	68.21%	19%	78.04%	74.87%	4%
Dogs	107.66%	88.13%	22%	95.40%	95.63%	0%
Totals	93.21%	78.14%	19%	86.45%	85.60%	1%

	Aug-17	Aug-16	% Chng	Fiscal Year 17/18	Fiscal Year 16/17	% Chng
Licenses Issued						
Intact Dog Licenses	31	19	63%	66	46	43%
Breeder's Licenses	26	18	44%	54	40	35%
Cat ID Tag	0	0	0%	0	0	0%
Disabled	16	11	45%	36	21	71%
Duplicate	39	40	-3%	71	85	-16%
Equine Lic 1 Year	25	28	-11%	42	43	-2%
Equine Lic 2 Years	0	5	-500%	0	6	-600%
Equine Lic 3 Years	0	2	-200%	1	2	-50%
Equine Lic 4 Years	0	0	0%	0	0	0%
Equine Lic 5 Years	2	0	200%	4	1	300%
Guide Dogs	0	0	0%	0	0	0%
Humane Grps	13	25	-48%	56	45	24%
Junkyard Intct	0	0	0%	0	0	0%
Junkyard Altrd	1	0	100%	5	0	500%
LAPD K9	0	0	0%	0	0	0%
Pending	23	22	5%	35	56	-38%
Restricted	0	0	0%	0	0	0%
Sentry	0	0	0%	0	0	0%
Signal	0	0	0%	0	0	0%
Altered Dog Licenses	936	995	-6%	1,855	2,239	-17%
Altered Dog Licenses 3 Years	40	19	111%	95	31	206%
Senior	27	44	-39%	68	88	-23%
Svc	0	0	0%	0	0	0%
Blue Service Dog Tags	1	0	100%	1	0	100%
Totals	1,180	1,228	-4%	2,389	2,703	-12%
Spay/Neuter Surgeries by LAAS Vets						
Cats	31	49	-37%	84	106	-21%
Dogs	16	60	-73%	57	100	-43%
Rabbits	0	0	0%	3	0	300%
Totals	47	109	-57%	144	206	-30%

East Valley Shelter

	Aug-17	Aug-16	% Chng	Fiscal Year 17/18	Fiscal Year 16/17	% Chng
--	--------	--------	--------	-------------------------	-------------------------	--------

Cat and Dog Euthanasia

Cats	86	150	-43%	205	282	-27%
Dogs	21	36	-42%	62	64	-3%
Totals	107	186	-42%	267	346	-23%

Cat and Dog Live Releases

Adoptions to the Public	536	426	26%	932	1,012	-8%
Best Friends	165	136	21%	350	309	13%
New Hope Placements	165	162	2%	372	319	17%
Redeemed	141	116	22%	319	326	-2%
Released	23	32	-28%	43	43	0%
Totals	1,030	872	18%	2,016	2,009	0%

Outcomes for All Animals

Adoptions to the Public	556	441	26%	965	1,056	-9%
Best Friends	165	136	21%	350	309	13%
Died/DOA (not euthanized)	66	94	-30%	177	196	-10%
Euthanized	148	231	-36%	381	455	-16%
Missing/Stolen/Escaped	2	0	200%	2	1	100%
New Hope Placements	193	204	-5%	439	386	14%
Redeemed	141	119	18%	320	330	-3%
Released	57	57	0%	111	102	9%
Totals	1,328	1,282	4%	2,745	2,835	-3%

	Aug-17	Aug-16	% Chng	Fiscal Year 17/18	Fiscal Year 16/17	% Chng
--	--------	--------	--------	-------------------------	-------------------------	--------

Volunteers

# of Volunteers Worked	184	148	24%	255	191	-25%
# of Volunteer Hrs Worked	1,565	2,006	-22%	3,385	3,924	16%
# of Orientations	1	1	0%	2	2	0%
# attended	35	38	-8%	87	68	-22%

Animals Sent to Foster

Cats	138	56	146%	242	154	57%
Dogs	6	6	0%	64	70	-9%
Others	0	0	0%	0	0	0%
Rabbits	0	0	0%	0	0	0%
Totals	144	62	132%	306	224	37%

Officer Stats

ACE Citations	179	117	53%	392	200	96%
Admin Hearings	0	0	0%	0	0	0%
Barking Dog	1	0	100%	1	2	-50%
Citations Issued	0	0	0%	0	0	0%
Criminal Cases	0	0	0%	0	0	0%
Dangerous Animal	13	8	63%	23	12	92%
Permits Processed	3	4	-25%	8	9	-11%
Wildlife Calls	46	48	-4%	97	101	-4%

Harbor Shelter

All Animals

	Aug-17	Aug-16	% Chng	Fiscal Year 17/18	Fiscal Year 16/17	% Chng
--	--------	--------	--------	-------------------------	-------------------------	--------

Impounds by Animal Type - All Animals

Cats	321	227	41%	550	445	24%
Dogs	168	224	-25%	392	485	-19%
Others	28	36	-22%	77	64	20%
Rabbits	3	2	50%	3	9	-67%
Totals	520	489	6%	1,022	1,003	2%

Impounds by Impound Type - All Animals

ACTF/Dsstr/Evid/Pers Prop	2	12	-83%	37	40	-8%
DOA	8	16	-50%	19	32	-41%
Owner Surrender	69	94	-27%	147	179	-18%
Possible Owner	42	31	35%	101	76	33%
Stray	385	314	23%	674	633	6%
Wildlife	14	22	-36%	44	43	2%
Totals	520	489	6%	1,022	1,003	2%

Live/Save for Cats and Dogs

Live Impounds - Minus Cat and Dog DOAs

Cats	317	225	41%	545	440	24%
Dogs	165	214	-23%	384	464	-17%
Totals	482	439	10%	929	904	3%

Live Releases

Cats	276	138	100%	457	337	36%
Dogs	183	188	-3%	358	382	-6%
Totals	459	326	41%	815	719	13%

Live/Save Rates

Cats	87.07%	61.33%	42%	83.85%	76.59%	9%
Dogs	110.91%	87.85%	26%	93.23%	82.33%	13%
Totals	95.23%	74.26%	28%	87.73%	79.54%	10%

Licenses Issued

	Aug-17	Aug-16	% Chng	Fiscal Year 17/18	Fiscal Year 16/17	% Chng
Intact Dog Licenses	4	5	-20%	6	8	-25%
Breeder's Licenses	4	4	0%	6	7	-14%
Cat ID Tag	0	1	-100%	0	1	-100%
Disabled	9	9	0%	11	19	-42%
Duplicate	12	4	200%	20	12	67%
Equine Lic 1 Year	0	0	0%	0	0	0%
Equine Lic 2 Years	0	0	0%	0	0	0%
Equine Lic 3 Years	0	0	0%	0	0	0%
Equine Lic 4 Years	0	0	0%	0	0	0%
Equine Lic 5 Years	0	0	0%	0	0	0%
Guide Dogs	0	0	0%	0	0	0%
Humane Grps	6	3	100%	13	8	63%
Junkyard Intct	0	0	0%	0	0	0%
Junkyard Altrd	0	1	-100%	0	2	-200%
LAPD K9	0	0	0%	0	0	0%
Pending	3	1	200%	3	4	-25%
Restricted	0	0	0%	0	0	0%
Sentry	0	0	0%	0	0	0%
Signal	0	0	0%	0	0	0%
Altered Dog Licenses	221	251	-12%	474	512	-7%
Altered Dog Licenses 3 Years	1	5	-80%	4	6	-33%
Senior	9	15	-40%	22	24	-8%
Svc	0	0	0%	0	0	0%
Blue Service Dog Tags	0	0	0%	0	0	0%
Totals	269	299	-10%	559	603	-7%

Spay/Neuter Surgeries by LAAS Vets

Cats	1	7	-86%	4	20	-80%
Dogs	0	1	-100%	1	2	-50%
Rabbits	0	0	0%	0	0	0%
Totals	1	8	-88%	5	22	-77%

Harbor Shelter

	Aug-17	Aug-16	% Chng	Fiscal Year 17/18	Fiscal Year 16/17	% Chng
--	--------	--------	--------	-------------------------	-------------------------	--------

Cat and Dog Euthanasia

Cats	67	91	-26%	123	173	-29%
Dogs	13	19	-32%	35	49	-29%
Totals	80	110	-27%	158	222	-29%

Cat and Dog Live Releases

Adoptions to the Public	253	201	26%	480	456	5%
Best Friends	93	58	60%	156	126	24%
New Hope Placements	78	27	189%	110	44	150%
Redeemed	31	34	-9%	64	83	-23%
Released	4	6	-33%	5	10	-50%
Totals	459	326	41%	815	719	13%

Outcomes for All Animals

Adoptions to the Public	259	212	22%	493	477	3%
Best Friends	93	58	60%	156	126	24%
Died/DOA (not euthanized)	20	29	-31%	40	51	-22%
Euthanized	93	123	-24%	192	258	-26%
Missing/Stolen/Escaped	0	0	0%	0	0	0%
New Hope Placements	87	30	190%	123	50	146%
Redeemed	31	34	-9%	68	83	-18%
Released	6	14	-57%	14	19	-26%
Totals	589	500	18%	1,086	1,064	2%

	Aug-17	Aug-16	% Chng	Fiscal Year 17/18	Fiscal Year 16/17	% Chng
--	--------	--------	--------	-------------------------	-------------------------	--------

Volunteers

# of Volunteers Worked	96	69	39%	127	106	20%
# of Volunteer Hrs Worked	1,193	743	61%	2,352	1,819	29%
# of Orientations	1	1	0%	2	2	0%
# attended	29	16	81%	48	43	12%

Animals Sent to Foster

Cats	25	21	19%	54	36	50%
Dogs	1	4	-75%	16	15	7%
Others	0	0	0%	0	0	0%
Rabbits	0	0	0%	0	0	0%
Totals	26	25	4%	70	51	37%

Officer Stats

ACE Citations	30	56	-46%	69	102	-32%
Admin Hearings	0	0	0%	0	0	0%
Barking Dog	0	0	0%	0	0	0%
Citations Issued	1	0	100%	1	0	100%
Criminal Cases	1	0	100%	1	0	100%
Dangerous Animal	3	0	300%	6	0	600%
Permits Processed	0	0	0%	1	0	100%
Wildlife Calls	55	32	241%	124	52	138%

North Central Shelter

All Animals

	Aug-17	Aug-16	% Chng	Fiscal Year 17/18	Fiscal Year 16/17	% Chng
--	--------	--------	--------	-------------------------	-------------------------	--------

Impounds by Animal Type - All Animals

Cats	436	450	-3%	870	851	2%
Dogs	381	414	-8%	785	876	-10%
Others	90	66	36%	210	149	41%
Rabbits	13	11	18%	24	27	-11%
Totals	920	941	-2%	1,889	1,903	-1%

Impounds by Impound Type - All Animals

ACTF/Dsstr/Evid/Pers Prop	26	33	-21%	34	51	-33%
DOA	28	34	-18%	85	80	6%
Owner Surrender	169	179	-6%	315	359	-12%
Possible Owner	64	64	0%	152	150	1%
Stray	599	594	1%	1,190	1,175	1%
Wildlife	34	37	-8%	113	88	28%
Totals	920	941	-2%	1,889	1,903	-1%

Live/Save for Cats and Dogs

Live Impounds - Minus Cat and Dog DOAs

Cats	427	445	-4%	846	835	1%
Dogs	366	387	-5%	739	820	-10%
Totals	793	832	-5%	1,585	1,655	-4%

Live Releases

Cats	294	334	-12%	565	586	-4%
Dogs	342	293	17%	681	699	-3%
Totals	636	627	1%	1,246	1,285	-3%

Live/Save Rates

Cats	68.85%	75.06%	-8%	66.78%	70.18%	-5%
Dogs	93.44%	75.71%	23%	92.15%	85.24%	8%
Totals	80.20%	75.36%	6%	78.61%	77.64%	1%

Licenses Issued

	Aug-17	Aug-16	% Chng	Fiscal Year 17/18	Fiscal Year 16/17	% Chng
Intact Dog Licenses	19	20	-5%	37	32	16%
Breeder's Licenses	16	14	14%	30	23	30%
Cat ID Tag	2	1	100%	4	1	300%
Disabled	20	22	-9%	42	37	14%
Duplicate	25	27	-7%	51	56	-9%
Equine Lic 1 Year	0	0	0%	1	0	100%
Equine Lic 2 Years	0	0	0%	0	0	0%
Equine Lic 3 Years	0	0	0%	0	0	0%
Equine Lic 4 Years	0	0	0%	0	0	0%
Equine Lic 5 Years	0	0	0%	0	0	0%
Guide Dogs	0	0	0%	0	0	0%
Humane Grps	12	29	-59%	36	40	-10%
Junkyard Intct	0	0	0%	0	1	-100%
Junkyard Altrd	10	0	1000%	11	2	450%
LAPD K9	0	0	0%	0	0	0%
Pending	0	2	-200%	0	6	-600%
Restricted	0	0	0%	0	0	0%
Sentry	0	0	0%	0	0	0%
Signal	0	0	0%	0	0	0%
Altered Dog Licenses	760	962	-21%	1,460	1,841	-21%
Altered Dog Licenses 3 Years	15	71	-79%	29	128	-77%
Senior	52	152	-66%	98	234	-58%
Svc	0	0	0%	0	0	0%
Blue Service Dog Tags	0	0	0%	0	0	0%
Totals	931	1,300	-28%	1,799	2,401	-25%

Spay/Neuter Surgeries by LAAS Vets

Cats	0	43	-4300%	15	84	-82%
Dogs	0	10	-1000%	4	36	-89%
Rabbits	0	1	-100%	0	1	-100%
Totals	0	54	-5400%	19	121	-84%

North Central Shelter

	Aug-17	Aug-16	% Chng	Fiscal Year 17/18	Fiscal Year 16/17	% Chng
--	--------	--------	--------	-------------------------	-------------------------	--------

Cat and Dog Euthanasia

Cats	140	121	16%	234	239	-2%
Dogs	16	49	-67%	51	99	-48%
Totals	156	170	-8%	285	338	-16%

Cat and Dog Live Releases

Adoptions to the Public	352	249	41%	611	636	-4%
Best Friends	93	140	-34%	229	233	-2%
New Hope Placements	103	149	-31%	203	210	-3%
Redeemed	84	80	5%	191	190	1%
Released	4	9	-56%	12	16	-25%
Totals	636	627	1%	1,246	1,285	-3%

Outcomes for All Animals

Adoptions to the Public	368	258	43%	633	659	-4%
Best Friends	93	140	-34%	229	233	-2%
Died/DOA (not euthanized)	62	55	13%	163	114	43%
Euthanized	189	207	-9%	355	412	-14%
Missing/Stolen/Escaped	0	1	-100%	0	2	-200%
New Hope Placements	113	172	-34%	233	239	-3%
Redeemed	84	81	4%	191	191	0%
Released	10	20	-50%	43	43	0%
Totals	919	934	-2%	1,847	1,893	-2%

	Aug-17	Aug-16	% Chng	Fiscal Year 17/18	Fiscal Year 16/17	% Chng
--	--------	--------	--------	-------------------------	-------------------------	--------

Volunteers

# of Volunteers Worked	136	117	16%	194	167	16%
# of Volunteer Hrs Worked	808	732	10%	1,636	1,628	0%
# of Orientations	1	1	0%	2	3	-33%
# attended	32	35	-9%	59	81	-27%

Animals Sent to Foster

Cats	54	60	-10%	92	106	-13%
Dogs	9	11	-18%	47	42	12%
Others	0	0	0%	0	0	0%
Rabbits	1	0	100%	1	0	100%
Totals	64	71	-10%	140	148	-5%

Officer Stats

ACE Citations	850	513	66%	1,758	999	76%
Admin Hearings	1	0	100%	1	1	0%
Barking Dog	1	0	100%	1	0	100%
Citations Issued	0	0	0%	0	0	0%
Criminal Cases	0	4	-400%	0	5	-500%
Dangerous Animal	5	9	-44%	6	12	-50%
Permits Processed	34	42	-19%	63	71	-11%
Wildlife Calls	58	128	-55%	134	220	-39%

South LA Shelter

All Animals

	Aug-17	Aug-16	% Chng	Fiscal Year 17/18	Fiscal Year 16/17	% Chng
--	--------	--------	--------	-------------------------	-------------------------	--------

Impounds by Animal Type - All Animals

Cats	655	463	41%	1,219	1,006	21%
Dogs	631	553	14%	1,253	1,206	4%
Others	50	30	67%	87	80	9%
Rabbits	3	8	-63%	8	14	-43%
Totals	1,339	1,054	27%	2,567	2,306	11%

Impounds by Impound Type - All Animals

ACTF/Dsstr/Evid/Pers Prop	14	11	27%	23	26	-12%
DOA	36	38	-5%	52	76	-32%
Owner Surrender	260	207	26%	558	412	35%
Possible Owner	92	79	16%	199	190	5%
Stray	918	698	32%	1,697	1,562	9%
Wildlife	19	21	-10%	38	40	-5%
Totals	1,339	1,054	27%	2,567	2,306	11%

Live/Save for Cats and Dogs

Live Impounds - Minus Cat and Dog DOAs

Cats	646	457	41%	1,205	996	21%
Dogs	606	521	16%	1,217	1,144	6%
Totals	1,252	978	28%	2,422	2,140	13%

Live Releases

Cats	618	311	99%	1,020	687	48%
Dogs	517	403	28%	1,014	931	9%
Totals	1,135	714	59%	2,034	1,618	26%

Live/Save Rates

Cats	95.67%	68.05%	41%	84.65%	68.98%	23%
Dogs	85.31%	77.35%	10%	83.32%	81.38%	2%
Totals	90.65%	73.01%	24%	83.98%	75.61%	11%

Licenses Issued

	Aug-17	Aug-16	% Chng	Fiscal Year 17/18	Fiscal Year 16/17	% Chng
Intact Dog Licenses	42	11	282%	85	28	204%
Breeder's Licenses	33	9	267%	66	23	187%
Cat ID Tag	0	6	-600%	0	6	-600%
Disabled	17	21	-19%	32	34	-6%
Duplicate	34	18	89%	62	38	63%
Equine Lic 1 Year	0	1	-100%	0	1	-100%
Equine Lic 2 Years	0	0	0%	0	0	0%
Equine Lic 3 Years	0	0	0%	0	0	0%
Equine Lic 4 Years	0	0	0%	0	0	0%
Equine Lic 5 Years	0	0	0%	0	0	0%
Guide Dogs	0	0	0%	0	0	0%
Humane Grps	32	32	0%	49	76	-36%
Junkyard Intct	1	0	100%	1	0	100%
Junkyard Altrd	3	0	300%	3	2	50%
LAPD K9	0	0	0%	0	0	0%
Pending	1	1	0%	4	4	0%
Restricted	0	1	-100%	2	1	100%
Sentry	0	2	-200%	0	2	-200%
Signal	0	0	0%	0	0	0%
Altered Dog Licenses	1,289	665	94%	2,376	1,435	66%
Altered Dog Licenses 3 Years	29	2	1350%	46	10	360%
Senior	55	45	22%	104	81	28%
Svc	0	0	0%	0	0	0%
Blue Service Dog Tags	0	0	0%	0	0	0%
Totals	1,536	814	89%	2,830	1,741	63%

Spay/Neuter Surgeries by LAAS Vets

Cats	44	102	-57%	51	104	-51%
Dogs	4	6	-33%	4	29	-86%
Rabbits	0	0	0%	0	0	0%
Totals	48	108	-56%	55	133	-59%

South LA Shelter

	Aug-17	Aug-16	% Chng	Fiscal Year 17/18	Fiscal Year 16/17	% Chng
--	--------	--------	--------	-------------------------	-------------------------	--------

Cat and Dog Euthanasia

Cats	78	158	-51%	160	351	-54%
Dogs	55	103	-47%	155	206	-25%
Totals	133	261	-49%	315	557	-43%

Cat and Dog Live Releases

Adoptions to the Public	480	324	48%	831	731	14%
Best Friends	309	199	55%	534	401	33%
New Hope Placements	170	127	34%	337	338	0%
Redeemed	78	61	28%	165	139	19%
Released	98	3	3167%	167	9	1756%
Totals	1,135	714	59%	2,034	1,618	26%

Outcomes for All Animals

Adoptions to the Public	488	335	46%	847	752	13%
Best Friends	309	199	55%	534	401	33%
Died/DOA (not euthanized)	62	62	0%	95	107	-11%
Euthanized	148	278	-47%	346	614	-44%
Missing/Stolen/Escaped	0	3	-300%	0	4	-400%
New Hope Placements	174	134	30%	343	351	-2%
Redeemed	78	61	28%	165	140	18%
Released	102	8	1175%	176	17	935%
Totals	1,361	1,080	26%	2,506	2,386	5%

	Aug-17	Aug-16	% Chng	Fiscal Year 17/18	Fiscal Year 16/17	% Chng
--	--------	--------	--------	-------------------------	----------------------	--------

Volunteers

# of Volunteers Worked	107	130	-18%	153	167	-8%
# of Volunteer Hrs Worked	1,041	1,067	-2%	2,317	2,361	-2%
# of Orientations	1	1	0%	2	2	0%
# attended	25	27	-7%	47	49	-4%

Animals Sent to Foster

Cats	1	4	-75%	2	5	-60%
Dogs	6	3	100%	31	24	29%
Others	0	1	-100%	0	1	-100%
Rabbits	0	0	0%	0	0	0%
Totals	7	8	-13%	33	30	10%

Officer Stats

ACE Citations	137	81	69%	217	142	53%
Admin Hearings	0	0	0%	0	0	0%
Barking Dog	1	0	100%	1	0	100%
Citations Issued	0	0	0%	0	0	0%
Criminal Cases	0	0	0%	0	0	0%
Dangerous Animal	6	7	-14%	8	9	-11%
Permits Processed	6	3	100%	7	5	40%
Wildlife Calls	34	39	-13%	71	67	6%

West LA Shelter

All Animals

	Aug-17	Aug-16	% Chng	Fiscal Year 17/18	Fiscal Year 16/17	% Chng
--	--------	--------	--------	-------------------------	-------------------------	--------

Impounds by Animal Type - All Animals

Cats	164	182	-10%	342	370	-8%
Dogs	160	217	-26%	369	442	-17%
Others	78	67	16%	158	141	12%
Rabbits	10	10	0%	13	16	-19%
Totals	412	476	-13%	882	969	-9%

Impounds by Impound Type - All Animals

ACTF/Dsstr/Evid/Pers Prop	9	8	13%	26	18	44%
DOA	14	13	8%	29	27	7%
Owner Surrender	95	126	-25%	213	240	-11%
Possible Owner	48	56	-14%	108	130	-17%
Stray	191	236	-19%	387	462	-16%
Wildlife	55	37	49%	119	92	29%
Totals	412	476	-13%	882	969	-9%

Live/Save for Cats and Dogs

Live Impounds - Minus Cat and Dog DOAs

Cats	161	176	-9%	333	357	-7%
Dogs	158	212	-25%	366	433	-15%
Totals	319	388	-18%	699	790	-12%

Live Releases

Cats	174	142	23%	321	287	12%
Dogs	173	173	0%	351	400	-12%
Totals	347	315	10%	672	687	-2%

Live/Save Rates

Cats	108.07%	80.68%	34%	96.40%	80.39%	20%
Dogs	109.49%	81.60%	34%	95.90%	92.38%	4%
Totals	108.78%	81.19%	34%	96.14%	86.96%	11%

Licenses Issued

	Aug-17	Aug-16	% Chng	Fiscal Year 17/18	Fiscal Year 16/17	% Chng
Intact Dog Licenses	6	9	-33%	14	17	-18%
Breeder's Licenses	6	6	0%	12	12	0%
Cat ID Tag	0	0	0%	0	0	0%
Disabled	13	20	-35%	32	27	19%
Duplicate	31	46	-33%	57	86	-34%
Equine Lic 1 Year	0	0	0%	0	0	0%
Equine Lic 2 Years	0	0	0%	0	0	0%
Equine Lic 3 Years	0	0	0%	0	0	0%
Equine Lic 4 Years	0	0	0%	0	0	0%
Equine Lic 5 Years	0	0	0%	0	0	0%
Guide Dogs	0	0	0%	0	0	0%
Humane Grps	4	7	-43%	5	13	-62%
Junkyard Intct	0	0	0%	0	0	0%
Junkyard Altrd	0	0	0%	0	0	0%
LAPD K9	0	0	0%	0	0	0%
Pending	0	8	-800%	2	8	-75%
Restricted	0	1	-100%	0	2	-200%
Sentry	0	0	0%	0	0	0%
Signal	0	0	0%	0	0	0%
Altered Dog Licenses	374	509	-27%	689	959	-28%
Altered Dog Licenses 3 Years	36	45	-20%	83	69	20%
Senior	11	9	22%	13	23	-43%
Svc	0	0	0%	0	0	0%
Blue Service Dog Tags	0	1	-100%	1	1	0%
Totals	481	661	-27%	908	1,217	-25%

Spay/Neuter Surgeries by LAAS Vets

Cats	0	19	-1900%	14	62	-77%
Dogs	0	0	0%	1	1	0%
Rabbits	0	0	0%	0	0	0%
Totals	0	19	-1900%	15	63	-76%

West LA Shelter

	Aug-17	Aug-16	% Chng	Fiscal Year 17/18	Fiscal Year 16/17	% Chng
--	--------	--------	--------	-------------------------	-------------------------	--------

Cat and Dog Euthanasia

Cats	25	36	-31%	49	70	-30%
Dogs	5	4	25%	10	10	0%
Totals	30	40	-25%	59	80	-26%

Cat and Dog Live Releases

Adoptions to the Public	237	218	9%	458	498	-8%
Best Friends	15	4	275%	24	10	140%
New Hope Placements	38	30	27%	59	44	34%
Redeemed	54	62	-13%	126	131	-4%
Released	3	1	200%	5	4	25%
Totals	347	315	10%	672	687	-2%

Outcomes for All Animals

Adoptions to the Public	253	238	6%	485	535	-9%
Best Friends	15	4	275%	24	10	140%
Died/DOA (not euthanized)	25	31	-19%	55	58	-5%
Euthanized	61	61	0%	128	126	2%
Missing/Stolen/Escaped	0	0	0%	1	0	100%
New Hope Placements	52	42	24%	81	85	-5%
Redeemed	54	63	-14%	126	133	-5%
Released	16	10	60%	37	15	147%
Totals	476	449	6%	937	962	-3%

	Aug-17	Aug-16	% Chng	Fiscal Year 17/18	Fiscal Year 16/17	% Chng
--	--------	--------	--------	-------------------------	-------------------------	--------

Volunteers

# of Volunteers Worked	141	134	5%	185	180	3%
# of Volunteer Hrs Worked	1,110	1,175	-6%	2,058	2,507	-18%
# of Orientations	1	1	0%	2	2	0%
# attended	30	31	-3%	68	67	1%

Animals Sent to Foster

Cats	31	30	3%	89	64	39%
Dogs	0	3	-300%	12	12	0%
Others	0	0	0%	0	0	0%
Rabbits	0	0	0%	0	0	0%
Totals	31	33	-6%	101	76	33%

Officer Stats

ACE Citations	78	36	117%	189	60	215%
Admin Hearings	5	10	-50%	10	14	-29%
Barking Dog	0	0	0%	0	0	0%
Citations Issued	0	0	0%	0	0	0%
Criminal Cases	0	0	0%	0	0	0%
Dangerous Animal	1	0	100%	1	0	100%
Permits Processed	2	4	-50%	7	5	40%
Wildlife Calls	96	63	269%	172	125	38%

West Valley Shelter

All Animals

	Aug-17	Aug-16	% Chng	Fiscal Year 17/18	Fiscal Year 16/17	% Chng
--	--------	--------	--------	-------------------------	-------------------------	--------

Impounds by Animal Type - All Animals

Cats	286	442	-35%	623	803	-22%
Dogs	275	351	-22%	660	724	-9%
Others	107	106	1%	214	257	-17%
Rabbits	13	16	-19%	30	60	-50%
Totals	681	915	-26%	1,527	1,844	-17%

Impounds by Impound Type - All Animals

ACTF/Dsstr/Evid/Pers Prop	17	191	-91%	33	208	-84%
DOA	32	38	-16%	70	68	3%
Owner Surrender	164	149	10%	327	328	0%
Possible Owner	80	75	7%	218	218	0%
Stray	333	401	-17%	757	885	-14%
Wildlife	55	61	-10%	122	137	-11%
Totals	681	915	-26%	1,527	1,844	-17%

Live/Save for Cats and Dogs

Live Impounds - Minus Cat and Dog DOAs

Cats	276	428	-36%	601	776	-23%
Dogs	261	339	-23%	630	701	-10%
Totals	537	767	-30%	1,231	1,477	-17%

Live Releases

Cats	277	324	-15%	607	624	-3%
Dogs	275	320	-14%	627	676	-7%
Totals	552	644	-14%	1,234	1,300	-5%

Live/Save Rates

Cats	100.36%	75.70%	33%	101.00%	80.41%	26%
Dogs	105.36%	94.40%	12%	99.52%	96.43%	3%
Totals	102.79%	83.96%	22%	100.24%	88.02%	14%

Licenses Issued

	Aug-17	Aug-16	% Chng	Fiscal Year 17/18	Fiscal Year 16/17	% Chng
Intact Dog Licenses	13	18	-28%	27	35	-23%
Breeder's Licenses	15	11	36%	23	24	-4%
Cat ID Tag	0	0	0%	0	0	0%
Disabled	5	6	-17%	8	11	-27%
Duplicate	25	21	19%	58	49	18%
Equine Lic 1 Year	14	31	-55%	15	39	-62%
Equine Lic 2 Years	0	0	0%	0	1	-100%
Equine Lic 3 Years	0	0	0%	0	0	0%
Equine Lic 4 Years	0	0	0%	0	0	0%
Equine Lic 5 Years	0	0	0%	0	0	0%
Guide Dogs	0	0	0%	0	0	0%
Humane Grps	3	15	-80%	12	22	-45%
Junkyard Intct	0	0	0%	0	0	0%
Junkyard Altrd	0	0	0%	1	0	100%
LAPD K9	0	0	0%	0	0	0%
Pending	9	0	900%	13	10	30%
Restricted	0	0	0%	1	6	-83%
Sentry	0	0	0%	0	0	0%
Signal	0	0	0%	0	0	0%
Altered Dog Licenses	676	694	-3%	1,410	1,401	1%
Altered Dog Licenses 3 Years	12	10	20%	24	18	33%
Senior	17	10	70%	28	19	47%
Svc	0	0	0%	0	0	0%
Blue Service Dog Tags	1	0	100%	1	1	0%
Totals	790	816	-3%	1,621	1,636	-1%

Spay/Neuter Surgeries by LAAS Vets

Cats	35	49	-29%	81	142	-43%
Dogs	7	20	-65%	12	43	-72%
Rabbits	20	15	33%	33	33	0%
Totals	62	84	-26%	126	218	-42%

West Valley Shelter

	Aug-17	Aug-16	% Chng	Fiscal Year 17/18	Fiscal Year 16/17	% Chng
--	--------	--------	--------	-------------------------	-------------------------	--------

Cat and Dog Euthanasia

Cats	48	74	-35%	94	148	-36%
Dogs	17	22	-23%	52	44	18%
Totals	65	96	-32%	146	192	-24%

Cat and Dog Live Releases

Adoptions to the Public	332	297	12%	701	690	2%
Best Friends	71	86	-17%	166	172	-3%
New Hope Placements	31	56	-45%	81	80	1%
Redeemed	112	100	12%	275	248	11%
Released	6	105	-94%	11	110	-90%
Totals	552	644	-14%	1,234	1,300	-5%

Outcomes for All Animals

Adoptions to the Public	345	335	3%	740	764	-3%
Best Friends	71	86	-17%	168	172	-2%
Died/DOA (not euthanized)	53	57	-7%	112	118	-5%
Euthanized	95	133	-29%	212	270	-21%
Missing/Stolen/Escaped	1	2	-50%	3	3	0%
New Hope Placements	52	90	-42%	134	170	-21%
Redeemed	112	100	12%	275	250	10%
Released	22	111	-80%	34	120	-72%
Totals	751	914	-18%	1,678	1,867	-10%

	Aug-17	Aug-16	% Chng	Fiscal Year 17/18	Fiscal Year 16/17	% Chng
--	--------	--------	--------	-------------------------	-------------------------	--------

Volunteers

# of Volunteers Worked	118	127	-7%	185	166	11%
# of Volunteer Hrs Worked	1,345	1,526	-12%	2,058	3,002	-31%
# of Orientations	1	1	0%	2	2	0%
# attended	21	29	-28%	55	48	15%

Animals Sent to Foster

Cats	60	39	54%	127	103	23%
Dogs	4	3	33%	21	27	-22%
Others	3	0	300%	6	0	600%
Rabbits	0	0	0%	0	0	0%
Totals	67	42	60%	154	130	18%

Officer Stats

ACE Citations	183	141	30%	377	243	55%
Admin Hearings	0	0	0%	0	0	0%
Barking Dog	0	0	0%	1	0	100%
Citations Issued	0	0	0%	0	0	0%
Criminal Cases	1	3	-67%	7	8	-13%
Dangerous Animal	3	8	-63%	19	16	19%
Permits Processed	4	10	-60%	16	15	7%
Wildlife Calls	50	56	274%	101	123	-18%

Licenses Issued

	Aug-17	Aug-16	% Chng	Fiscal Year 17/18	Fiscal Year 16/17	% Chng
Intact Dog Licenses	14	28	-50%	28	46	-39%
Breeder's Licenses	9	14	-36%	18	18	0%
Cat ID Tag	0	0	0%	2	0	200%
Disabled	67	49	37%	108	73	48%
Duplicate	18	11	64%	31	28	11%
Equine Lic 1 Year	80	86	-7%	123	147	-16%
Equine Lic 2 Years	0	0	0%	1	0	100%
Equine Lic 3 Years	0	0	0%	4	0	400%
Equine Lic 4 Years	0	0	0%	0	0	0%
Equine Lic 5 Years	2	0	200%	15	0	1500%
Guide Dogs	1	0	100%	1	0	100%
Humane Grps	0	0	0%	0	0	0%
Junkyard Intct	0	0	0%	0	0	0%
Junkyard Altrd	1	4	-75%	5	6	-17%
LAPD K9	0	0	0%	0	0	0%
Pending	198	190	4%	441	441	0%
Restricted	0	0	0%	0	0	0%
Sentry	0	0	0%	0	0	0%
Signal	0	0	0%	0	0	0%
Altered Dog Licenses	4,954	5,541	-11%	9,277	8,428	10%
Altered Dog Licenses 3 Years	333	195	71%	689	410	68%
Senior	249	286	-13%	411	397	4%
Svc	0	0	0%	0	0	0%
Blue Service Dog Tags	11	2	450%	14	4	250%
Totals	5,937	6,406	-7%	11,168	9,998	12%

Admin Stats

	Aug-17	Aug-16	% Chng	Fiscal Year 17/18	Fiscal Year 16/17	% Chng
CPRA Requests	60	39	54%	104	99	5%
Hearings Held	63	23	174%	121	53	128%

Spay/Neuter Vouchers Issued / Redeemed

Discount Vouchers Issued	755	437	73%	1,461	830	76%
Free Vouchers Issued	460	422	9%	826	825	0%
Discount Vouchers Redeemed	295	320	-8%	532	685	-22%
Free Vouchers Redeemed	318	288	10%	575	418	38%

Officer Stats

ACE Citiations	n/a	n/a		n/a	n/a	
Admin Hearings	1	14	-93%	2	16	-88%
Barking Dog	0	4	-400%	0	9	-900%
Citations Issued	0	0	0%	0	0	0%
Criminal Cases	0	0	0%	0	0	0%
Dangerous Animal	1	1	0%	12	5	140%
Permits Processed	54	51	6%	113	110	3%
Wildlife Calls	n/a	n/a		n/a	n/a	