



BOARD OF ANIMAL SERVICES COMMISSIONERS
CITY OF LOS ANGELES

REGULAR MEETING AGENDA
Tuesday, October 26, 2021
6:00 P.M.

Dial (669) 900-6833 to Join the Meeting and use Webinar ID No. 922 5703 0462 and then Press #. Press # again when prompted for participant ID.

LARRY GROSS
President

OLIVIA E. GARCÍA
Vice-President

JILL COHEN
ALISA FINSTEN
JOSE SANDOVAL

In conformity with State Assembly Bill 361 and due to concerns over COVID-19, the Board of Animal Services Commission meeting will be conducted entirely telephonically and using Zoom software.

Sign language interpreters, assistive listening devices, or other auxiliary aids and/or services may be provided upon request. To make your request please call (213) 482-9558. To ensure availability, you are advised to make your request at least 72 hours prior to the meeting you wish to attend.

Si requiere servicios de traducción, favor de hacer pedido con 24 horas de anticipo al (213) 482-9558.

Members of the public who wish to offer public comment to the Board of Animal Services Commission should call (669) 900-6833 and use Webinar ID No. 922 5703 0462 and then press #. Press # again when prompted for participant ID. Instructions on how to sign up for public comment will be given to listeners at the start of the meeting.

I. COMMISSION MEETING

- 1. PUBLIC COMMENT PERIOD** - (Comments from the public on items of public interest within the Board's subject matter jurisdiction that are not on the Agenda)

Note: The Brown Act prohibits the Board and staff from discussing a speakers' comments. Some of the matters raised in public comment may appear on a future agenda.

- 2. NEIGHBORHOOD COUNCIL COMMENTS** - (Discussion with Neighborhood Council representatives on Neighborhood Council Resolutions or Community Impact Statements filed with the City Clerk which relate to any agenda item listed or being considered on this agenda for the Board of Animal Services Commissioners)

3. COMMISSION BUSINESS

- A. Findings to Continue Teleconference Meetings Pursuant to Assembly Bill 361 / Government Code Section 54953(e)(3) (Action Item; Public comment limited to one minute per speaker)

Determination in accordance with AB 361 [Government Code Section 54953(e)(3)] that, while the state of emergency due to the COVID-19 pandemic, as originally proclaimed by the Governor on March 4, 2020, remains active and state or local officials have imposed or recommended measures to promote social distancing, the Board has reconsidered the circumstances of the state of emergency and that the state of emergency continues to directly impact the ability of the Board members to meet safely in person and state or local officials continue to impose or recommend measures to promote social distancing.

- B. Approval of Minutes for the Meeting of October 12, 2021 (Action Item; Public comment limited to one minute per speaker)

4. ORAL REPORT OF THE GENERAL MANAGER

5. COMMISSIONERS' ORAL REPORTS AND FUTURE AGENDA ITEMS

6. BOARD REPORTS

- A. Request Authorization to use Animal Welfare Trust Funds for the Purchase of Additional Military Grade Radios and Microphones for All Staff Use (Action Item; Public comment limited to one minute per speaker)
- B. Phone Report Update (Information Item; Public comment limited to one minute per speaker)

C. Report Back on Shelter Operations and Public Access (Information Item; Public comment limited to one minute per speaker)

D. Woofstat Report for September 2021 (Information Item; Public comment limited to one minute per speaker)

7. ADJOURNMENT

Next Regular Meeting is scheduled for 9:30 a.m., November 9, 2021

AGENDAS - The Board of Animal Services Commissioners (Board) meets regularly every second (2nd) and fourth (4th) Tuesday of each month at 9:30 A.M. For the duration of the COVID-19 emergency, the Board will meet telephonically and using Zoom software in conformity with the Governor's Executive Order N-29-20 (March 17, 2020). The agendas for Board meetings contain a brief general description of those items to be considered at the meetings. Board Agendas are available at the Department of Animal Services (Department), Administrative Division, 221 North Figueroa Street, 6th Floor, Suite 600, Los Angeles, CA 90012. Board Agendas may also be viewed on the 2nd floor Public Bulletin Board in City Hall East, 200 North Main Street, Los Angeles, CA 90012. Internet users may also access copies of present and prior agenda items, copies of the Board Calendar, MP-3 audio files of meetings as well as electronic copies of approved minutes on the Department's World Wide Web Home Page site at <https://www.laanimalservices.com/about-us-2/commission/#three>

Three (3) members of the Board constitute a quorum for the transaction of business. Some items on the Agenda may be approved without any discussion.

The Board Secretary will announce the items to be considered by the Board. The Board will hear the presentation on the topic and gather additional information from Department Staff. Once presentations have finished, the Board President will ask if any Board Member or member of the public wishes to speak on one or more of these items. Each speaker called before the Commission will have one (1) minute to express their comments and concerns on matters placed on the agenda. (For certain agenda items, speakers will have two (2) minutes.)

PUBLIC INPUT AT BOARD MEETINGS – Public Participation on Agenda Items. Members of the public will have an opportunity to address the Board on agenda items after the item is called and before the Board takes action on the item, unless the opportunity for public participation on the item was previously provided to all interested members of the public at a public meeting of a Committee of the Board and the item has not substantially changed since the Committee heard the item. When speaking to an agenda item other than during Public Comment (see Public Comment below), the speaker shall limit his or her comments to the specific item under consideration (California Government Code, Section 54954.3).

Public Comment. The Board will provide an opportunity for public comment at every regular meeting of the Board. Members of the public may address the Board on any items within the subject matter jurisdiction of the Board as part of Public Comment. Each speaker will be granted a maximum of two minutes and the presiding officer reserves the ability to extend or limit the time depending on the circumstances of the meeting.

Notice to Paid Representatives. If you are compensated to monitor, attend, or speak at this meeting, City law may require you to register as a lobbyist and report your activity. See Los Angeles Municipal Code §§ 48.01 *et seq.* More

Please join us at our website: www.LAAnimalservices.com

information is available at ethics.lacity.org/lobbying. For assistance, please contact the Ethics Commission at (213) 978-1960 or ethics.commission@lacity.org.

Time Limit for Speakers. Speakers addressing the Board will be limited to one (1) minute of speaking time for each agenda item except during the general public comment period, which is limited to two (2) minutes per speaker (For certain agenda items, speakers will have two (2) minutes each).

Brown Act. These rules shall be interpreted in a manner that is consistent with the Ralph M. Brown Act, California Government Code Section § 54950 et seq.

STANDARDS OF CONDUCT. Speakers are expected to behave in an orderly manner and to refrain from personal attacks or use of profanity or language that may incite violence.

All persons present at Board meetings are expected to behave in an orderly manner and to refrain from disrupting the meeting, interfering with the rights of others to address the Board and/or interfering with the conduct of business by the Board.

In the event that any speaker does not comply with the foregoing requirements, or if a speaker does not address the specific item under consideration, the speaker may be ruled out of order, their speaking time forfeited and the Chairperson may call upon the next speaker.

The Board, by majority vote, may order the removal from the meeting of any speaker or audience member continuing to behave in a disruptive manner after being warned by the Chairperson regarding their behavior. Section 403 of the California Penal Code states as follows: "Every person who, without authority of law, willfully disturbs or breaks up any assembly or meeting that is not unlawful in its character, other than an assembly or meeting referred to in Section 302 of the Penal Code or Section 18340 of the Elections Code, is guilty of a misdemeanor."

VOTING AND DISPOSITION OF ITEMS – Most items require a majority vote of the entire membership of the Board (3 members). When debate on an item is completed, the Board President will instruct the Secretary to "call the roll". Every member present must vote for or against each item; abstentions are not permitted unless there is a Conflict of Interest for which the Board member is obliged to abstain from voting. The Secretary will announce the votes on each item. Any member of the Board may move to "reconsider" any vote on any item on the agenda, except to adjourn, suspend the Rules, or where an intervening event has deprived the Board of jurisdiction, providing that said member originally voted on the prevailing side of the item. The motion to "reconsider" shall only be in order once during the meeting, and once during the next regular meeting. The member requesting reconsideration shall identify for all members present the Agenda number and subject matter previously voted upon. A motion to reconsider is not debatable and shall require an affirmative vote of three members of the Board.

When the Board has failed by sufficient votes to approve or reject an item, and has not lost jurisdiction over the matter, or has not caused it to be continued beyond the next regular meeting, the issue is again placed on the next agenda for the following meeting for the purpose of allowing the Board to again vote on the matter.



**BOARD OF ANIMAL SERVICES COMMISSIONERS
CITY OF LOS ANGELES**



MINUTES
TUESDAY, October 12, 2021 at 9:30 AM

VIRTUAL ZOOM MEETING

Audio MP-3 Recording is available at www.laanimalservices.com

Larry Gross, President
Olivia E. García, Vice President
Jill Cohen
Alisa Finsten
Jose Sandoval

Meeting called to order at 9:32 a.m. Commissioners present were Gross, García, Cohen, Finsten, and Sandoval. Also present from Los Angeles Animal Services (LAAS) was General Manager (GM) Dana Brown, Assistant General Manager (AGM) Curtis Watts, Assistant General Manager (AGM) Annette Ramirez, Board Secretary Francine Acuña, and Deputy City Attorney Steve Houchin.

Commissioner Gross opened the meeting, introduced staff, provided an overview of the meeting agenda, and provided instructions to the public on how to make public comments for this virtual meeting.

I. ADMINISTRATIVE APPEALS

1. Dangerous Animal Case: DA 213036 WLA

Appellant: Michael Kamins / Yolande Kamins
West Los Angeles Animal Services Center: Lt. Botta
Complaining Witness: Christopher Mammareli

The Board discussed the merits of the appeal, the evidence provided to the Hearing Examiner, and the grounds supporting the General Manager's determination. The Board found that the evidence supports the decision of the General Manager's determination.

Commissioner Gross made a motion to reverse the General Manager's decision to revoke the dog license and return the case to the hearing examiner for further hearing to establish evidence and findings related to the dog owner's ability and willingness to properly train, handle, or maintain the dog and a new recommendation to the General Manager based on the findings. The basis for this action is the lack of evidence and findings in the record related to the dog owner's willingness and ability to fully train, handle, or maintain their dog. And urged the Department to schedule this hearing as soon as possible.

Commissioner Cohen seconded and the motion was approved by a vote of 5-0.

Ayes: Gross, García, Cohen, Finsten, and Sandoval.

Noes: None.

Absent: None.

1. Dangerous Animal Case: DR 214023 WV

Appellant: Debra Mack

West Valley Animal Services Center: Lt. Owen

Complaining Witness: Aglaia Mortcheva

The Board discussed the merits of the appeal, the evidence provided to the Hearing Examiner, and the grounds supporting the General Manager's determination. The Board found that the evidence supports the decision of the General Manager's determination.

Commissioner Gross made a motion to uphold the decision of the General Manager.

Commissioner Sandoval seconded and the motion was approved by a vote of 5-0.

Ayes: Gross, García, Cohen, Finsten, and Sandoval.

Noes: None.

Absent: None.

II. REGULAR COMMISSION MEETING

1. PUBLIC COMMENT

Public comment was made by:

- **Michelle Cornelius** - requested that the Department not schedule any appeals for the evening meeting, spoke about treats not being given out at the shelters, and requested the Department buy nozzles for all the hoses in the kennels.
- **Cora - Bunny World Foundation** – requested that rabbits be added to the spay and neuter mandate and requested the Department enforce the law that prohibits vendors at Santee Alley from selling newborn rabbits.
- **Gail Raff** - asked what the rules and procedures are for getting an item added to the agenda and asked what the protocol is for sick and injured animals coming into the shelter.

2. NEIGHBORHOOD COUNCIL COMMENTS - (Discussion with Neighborhood Council representatives on Neighborhood Council Resolutions or Community Impact Statements filed with the City Clerk which relate to any agenda item listed or being considered on this agenda for the Board of Animal Services Commissioners)

Public comment:
None

3. COMMISSION BUSINESS

A. Approval of the Minutes for Meeting of September 28, 2021.

Commissioner Finsten moved to approve the minutes for the meeting of September 28, 2021.

Commissioner García seconded and the motion was approved by a vote of 5-0.

Ayes: Gross, García, Cohen, Finsten, and Sandoval.

Noes: None.

Absent: None.

Public Comment:
None

4. ORAL REPORT OF THE GENERAL MANAGER

GM Dana Brown discussed the following:

- The Department received a donation of 24 to 26 pallets of pet food and litter from Greater Good Charities.
- The Department is continuing to try to resolve the issue with controlling the algae growth in the water bowls.
- Three animal care technicians will begin at Chesterfield Square.
- Introduced our new Department employees; ACT's Erica Perez, Carlos Salina, Jacqueline Covarrubias, Nicole Secundino, and new Executive Administrative Assistant Laura Dunlap.
- The Department is continuing to work with General Services and our vector control contractor on increased abatement efforts on the rat infestation at East Valley.
- The employee training module for the Community Cat Program will begin on October 26. Dr. Kate Hurley from UC Davis will be providing a virtual live session for department employees that will be recorded and available for those who miss the live session. A follow-up question & answer session will be scheduled two weeks later.
- Provided an update on the dog Hennessey. Hennessey was a candidate for the Good Samaritan Program which is a program where a rescue partner volunteers to rescue an animal and seek medical attention. Hennessey was admitted into the program; however, there were some additional circumstances related to evidence that delayed any decisions being made to admit Hennessey into the

program.

- City Council passed a new ordinance mandating proof of full Covid vaccination to an indoor portion of a City facility which will apply to all of our shelters. The mandate is scheduled to go into effect on November 4.
- Pet Food Pantry was held on October 3 and October 10. On October 3, there were 162 pets served at Chesterfield Square and 231 pets served at East Valley for a total of 393 pets served. Due to the holiday, stats were not available for the pet food pantry held on October 10.
- Beginning Sunday, November 7, the Department will open a third pet food pantry at our North Central shelter
- **Commissioner Gross** asked for an update on the washing machines for West LA. **AGM Watts** stated that we are in the final stages and are working on scheduling a delivery date.
- **Commissioner Cohen** asked about the care and process for injured animals that are brought into the shelter and how they are being handled before the animal is taken to a veterinarian or treated by the vet at the shelter. **GM Dana Brown** stated that she will have Dr. Prupas provide that information at a future meeting.
- **Commissioner Finsten** asked about the situation with the water bowls at the South LA shelter and asked if there is standing water in the empty kennels. **GM Dana Brown** responded that it is not our intent but the issue is South LA is struggling with staff to care for the number of animals at that shelter.

Public Comment was made by:

- **Michelle Cornelius** - requested the Department work with the City Attorney to work around the legal issues from preventing animals getting into the Good Samaritan Program. Also asked for an update on the Department's volunteer program.
- **Michelle Kelly** - thanked GM Dana Brown for having dialogues with staff and volunteers on-site.
- **Cathy Serksnas** - stated the dog Hennessey should have been cared for immediately regardless of the legal issues and questioned the Covid protocols for the shelters.

5. COMMISSIONERS' ORAL REPORTS AND FUTURE AGENDA ITEMS

Commissioner Gross:

- Suggested that appellants be allowed to use Zoom for the appeal hearings.
- Governor Gavin Newsom signed Assembly Bill 1282 - California Blood Bank for Animals. Thanked Assemblyman Bloom for sponsoring this bill.
- Visited the East Valley shelter last Friday and observed the facility to be extremely clean and organized. Special thanks to Veronica Perry and Jake Miller for being so accommodating. In speaking with the staff and the public, there is an overwhelming amount of support for the reservation system.

Commissioner Cohen:

- None.

Commissioner Finsten:

- None.

Commissioner García:

- None.

Commissioner Sandoval:

- None.

Public Comment was made by:

- **Gail Raff** - stated that STAR funds should have been used for the dog Hennessey.
- **Michelle Cornelius** - stated the appointment system is not working in terms of getting animals adopted and that the Department needs to find a balance of taking care of the animals and getting them adopted.
- **Michelle Kelly** - spoke about the spay/neuter ordinance for rabbits and encouraged the Department to add this as a future agenda item.
- **Cathy Serksnas** - stated the appointment system needs to go away.
- **Pam Wilkinson** - suggested working with LAPD and rescue groups who have community cat programs to assist with the rat problem.

6. BOARD REPORTS

- A. Approval of Additional Letters of Agreement with the following Veterinary Care Provider; Amazing Small Animal Practice for participation in the STAR Program. (Action Item)

AGM Annette Ramirez requested approval for Additional Letters of Agreement with the following Veterinary Care Provider; Amazing Small Animal Practice for participation in the STAR Program.

Commissioner Cohen moved to approve the Additional Letters of Agreement with the following Veterinary Care Provider; Amazing Small Animal Practice for participation in the STAR Program.

Commissioner Finsten seconded and the motion was approved by a vote of 5-0.

Ayes: Gross, García, Cohen, Finsten, and Sandoval.

Noes: None.

Absent: None.

Public Comment:
None

B. Private Veterinary Care Programs (Information Item)

** This item will be continued*

Commissioner Gross requested a vote to continue this item to a future meeting date. The continuance was approved by a vote of 5-0.

Ayes: Gross, García, Cohen, Finsten, and Sandoval.

Noes: None.

Absent: None.

Public Comment:
None

7. ADJOURNMENT

Meeting adjourned at 11:40 a.m.

**BOARD OF
ANIMAL SERVICES
COMMISSIONERS**

LARRY GROSS
PRESIDENT

OLIVIA E. GARCIA
VICE PRESIDENT

COMMISSIONERS

JILL COHEN

ALISA FINSTEN

JOSE SANDOVAL

City of Los Angeles
CALIFORNIA



ERIC GARCETTI
MAYOR

**DEPARTMENT OF
ANIMAL SERVICES**
221 N. Figueroa Street
6TH Floor, Suite #600
Los Angeles, CA 90012

(888) 452-7381
FAX (213) 482-9511

DANA H. BROWN
GENERAL MANAGER

CURTIS R. WATTS
ASSISTANT GENERAL MANAGER
Administration

ANNETTE G. RAMIREZ
ASSISTANT GENERAL MANAGER
LifeSaving

DR. JEREMY PRUPAS
CHIEF VETERINARIAN

Report to the Board of Animal Services Commissioners

MEETING DATE: October 26, 2021

PREPARED BY: Christy Louzan

REPORT DATE: October 12, 2021

TITLE: District Supervisor

SUBJECT: REQUEST AUTHORIZATION TO USE ANIMAL WELFARE TRUST FUNDS FOR THE PURCHASE OF 150 ADDITIONAL MILITARY GRADE RADIOS AND MICROPHONES FOR ALL STAFF USE

BOARD ACTION RECOMMENDED:

- **APPROVE** the expenditure of \$265,812.35 from the Animal Welfare Trust Fund for the purchase of 150 additional military grade radios and accessories for shelter staff use.

BACKGROUND:

In March 2017, the Department of Animal Services obtained Board of Animal Services' Commission approval to purchase 100 military grade radios for use in the kennels to aid in providing a safer working environment, with all radios having been distributed throughout the six districts. The use of this type of radio in the kennel environment has enabled more efficient communications between shelter employees during all work shifts both in-shelter and the field. These radios provide added safety to all Department employees working on a swing or graveyard shift since all employees working those shifts share one channel that is monitored by all on duty as well as City personnel working in the Mount Lee radio room, increasing the ability to send immediate assistance to employees in need. This shared channel is used only during the swing and graveyard shifts. During normal operations, Animal Control Officers are assigned one of six channels based on their assigned shelter area while shelter staff operate on a simplex channel that acts like a higher quality walkie talkie. The simplex channel automatically adjusts while visiting other shelter locations during normal business hours, allowing one to communicate with shelter staff at the arriving facility as soon as one enters the property.

Using these radios in the shelter has allowed staff to obtain timely assistance when placed in potentially dangerous situations. These callouts have resulted in quick responses from coworkers and supervisors. These radios have often proven very useful for staff working with animals in the kennels as they can call anyone sitting at a computer to request information regarding the animal they are

"Creating a Humane LA"

AN EQUAL OPPORTUNITY EMPLOYER

Visit our website at www.LAAnimalServices.com

Report to the Board of Animal Services Commissioners

SUBJECT: REQUEST AUTHORIZATION TO USE ANIMAL WELFARE TRUST FUND FOR THE PURCHASE OF 150 ADDITIONAL MILITARY GRADE RADIOS AND MICROPHONES FOR ALL STAFF USE

interacting with; whether they are entering a kennel or approaching an animal that is running loose on the property.

The radios have greatly improved staff interaction and the clarity and efficiency of their communication. Previously, the shelters relied on intercom communication which is limited throughout the shelter facilities. Using these radios in the shelters helps staff provide better customer service as they allow staff to streamline various transactions by sharing information in real time. This enables staff members to process transactions in a timelier manner, creating a more positive customer service outcome. This mode of communication also allows staff to provide more detailed information which can not be said over the intercom.

SUMMARY:

The Department is seeking to purchase 150 new radios. The purchase of these additional 150 radios will allow each employee in the shelters to maintain their own radio. This will decrease the potential spread of the COVID-19 virus amongst employees. At this time it is not safe for them to be sharing equipment that they are constantly handling and speaking directly into on a regular basis.

The Department plans to purchase the L3Harris XL Connect 45P Portable Radio (XL-45P). The radios are military grade and are compatible with the Harris P5500 radios currently being used by the Animal Control Officers. This XL-45P model is a newer model to the 100 DTR Colorado: Harris XG-15P radios purchased back in 2017, but is compatible with all models currently being used by the Department. These radios are in addition to the existing radios currently being used throughout all six facilities and will be distributed based on operational needs throughout all six facilities. The addition of the 150 radios will provide enough radios to issue one to all Animal Care Technicians, Administrative Clerks, Registered Veterinary Technicians, with limited remaining radios available for use by volunteers.

The XL-45P Radio quote received reflects a one-time promotional price that substantially exceeds the current contract discounts. We have been offered a 48% discount versus the contracted 30% discount rate.

The proposed quote also includes shipping, ITA programming and a standard 2-year warranty. The service assist, extended 3-year warranty listed extends our warranty from 2 years to 5 years. The XL-45P, 7/800MHZ radio includes analog conventional and P25 conventional CAI, P25 trunking feature (phase I), encryption-single key DES/AES, 512 systems/groups, Bluetooth (for connecting wireless audio devices), color interactive user interface display, color-coded top channel display and integrated navigation keypad.

FISCAL IMPACT:

There is no fiscal impact to the General Fund.

Report to the Board of Animal Services Commissioners
SUBJECT: REQUEST AUTHORIZATION TO USE ANIMAL WELFARE TRUST FUND FOR THE
PURCHASE OF 150 ADDITIONAL MILITARY GRADE RADIOS AND MICROPHONES FOR ALL
STAFF USE

Approved:



Dana H. Brown, General Manager

Attachments

BOARD ACTION:

_____	Passed	Disapproved	_____
_____	Passed with noted modifications	Continued	_____
_____	Tabled	New Date	_____



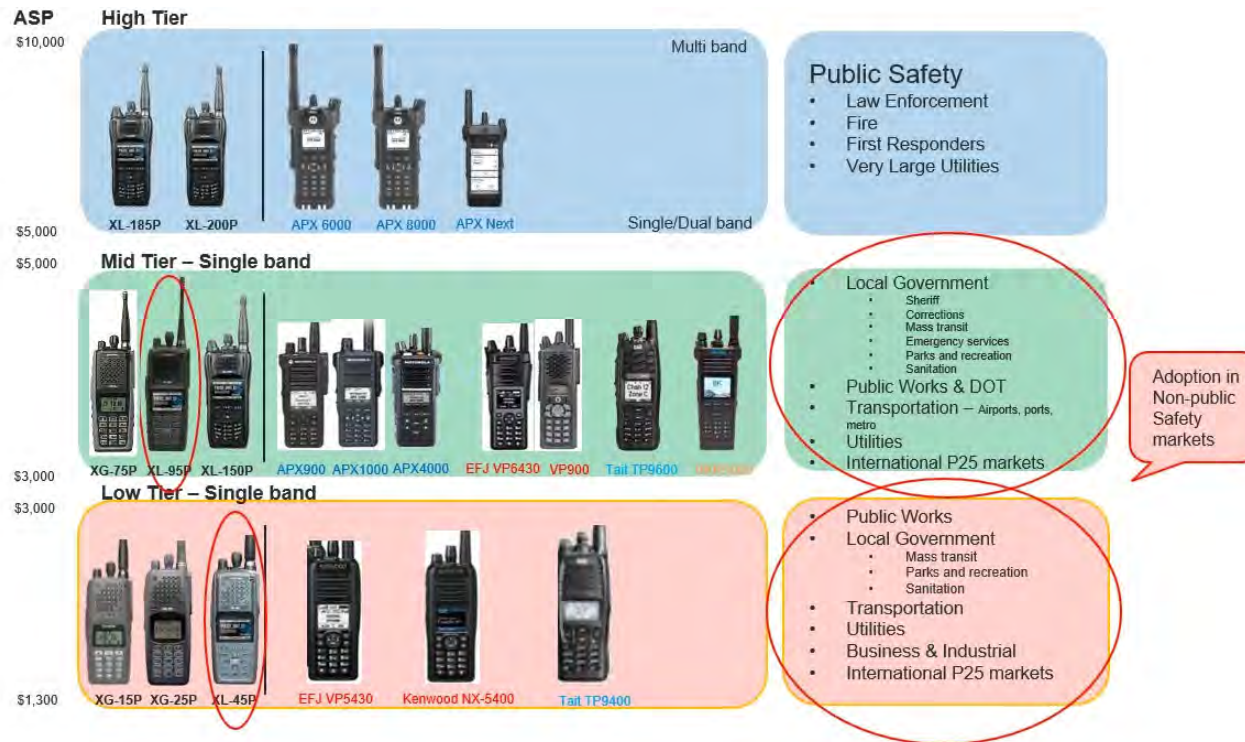
Use of U.S. DoD visual information does not imply or constitute DoD endorsement.



DAILEY-WELLS

L3HARRIS XL CONNECT™ 45P PORTABLE RADIO

P25 portable Competitive landscape & target markets



XL-45P Target vertical markets and sub-verticals



Public Works & DOT

Local Government

- Emergency services
- Mass transit
- Parks and recreation
- Sanitation

Transportation

- Airports
- Metro
- Ports

Utilities

- Co-Op
- Municipal

Industrial



XL Connect 45P Product Overview



Positioning

- New Connect Series: Expands XL platform into the value tier
- A FIRST in value category: Voice and Device Management over Wi-fi
- Supports 7/800 MHz P25 Phase 1&2, P25 & Analog Conventional
- Superior Audio & RF performance
- Versatile for a Wide market range: Local Government, Public Safety, Public Works, Transportation, Utilities, corrections

XL Family Standard features

- XL Family Dynamic User Interface
- Crisp Color display
- Visual zone indication (On channel selector)
- Dual mic noise cancellation
- Bluetooth
- RB/NRB support in single radio

XG Legacy Standard features

- Compatible with XG-25P accessories – batteries, chargers, carrying cases, mics,
- Powerful 3.8W max audio
- ABC channel bank switch
- AES/DES single key Encryption and Encryption Lite
- Industry leading cellular rejection
- MIL-STD810G (and equivalent superseded MIL-STD-810D, E and F)

Optional feature Highlights

- GPS
- Wi-Fi (for PTT Voice and Device Management)
- BeOn License (for PTT over Wi-Fi)
- Device Management License



XL-45P 7/800 MHz

XL Connect Family Comparison



How does XL-45P Compare to XL95P?

- Lower price
- Gray Color
- GPS is Optional
- Wi-Fi is Optional
- Options not available on XL-45P:
 - AES/DES MULTI-KEY
 - OTAR
 - FIPS (For AES Encryption)
 - IMMERSIBLE option
 - HAZLOC
 - EDACS

What's the same?

- XL RF Performance
- Rugged durability
- Audio quality and noise cancellation
- XL User Experience

XL Connect 45P Product Detail



XL Connect 45P: Advanced Connectivity

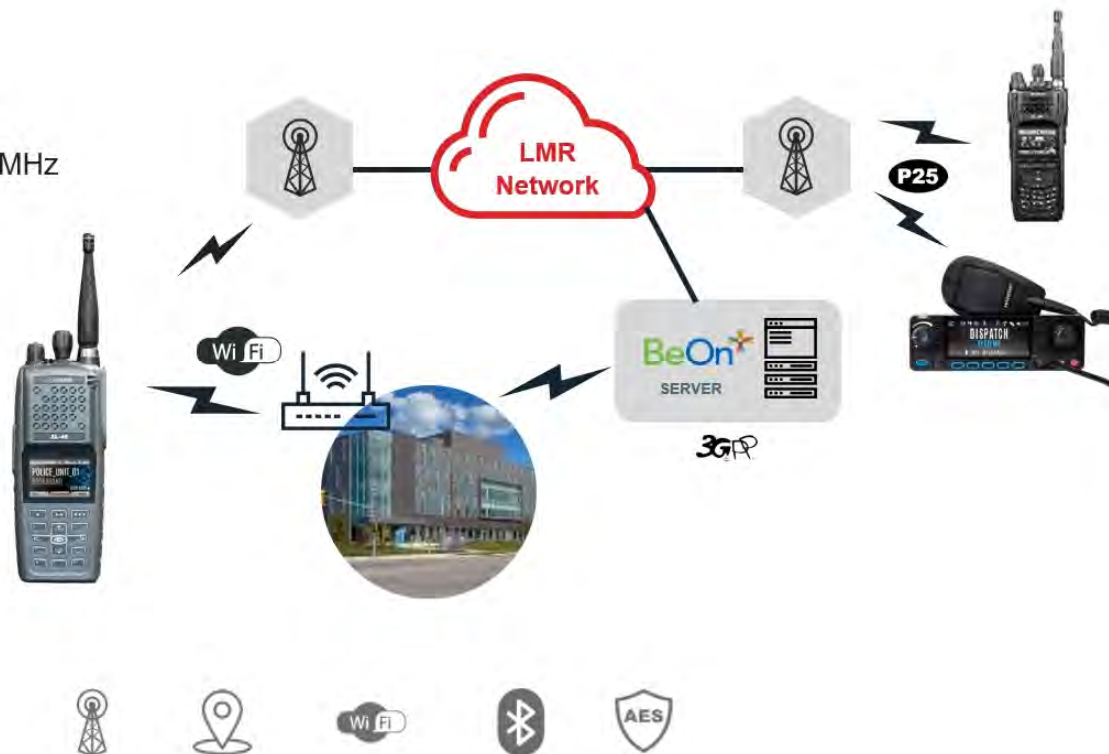


Land Mobile Radio

- 7/800 763 – 870 MHz

Wi-Fi

- 2.4 GHz
- 5.2 - 5.8 GHz



XL-CONNECT Visual Zone Indicator (Color Channel Selector)



7 unique colors to be assigned to channels, zones or systems

Visible but not intrusive



These can mirror the same colors as used in the XL185 – meaning users can grab either radio and know what to do

XL Extreme & XL Connect Keypad – The creation story



New Keypad

- We had a problem...NFPA calls for "Glove Friendly Key Pad"
- XL-200 Navigation Cluster had to stay, but it was so small...BTW it still bigger than the APX XE Nav Cluster
- A EUREKA! Moment happened and it happened during a VoC feedback session.
- "Why not integrate the navigation cluster into the keypad?"
- This design also allowed us to put XL circuitry into the XL-95 while maintaining XG form factor!
- The Extreme keypad is the same width as the current XL keypad
- Same user experience but now it is EXTREME!



XL-200/185/150 Keypad

Navigation cluster



XL Extreme Keypad

Integrated navigation cluster



XL Connect Keypad

Look how big those keys are!



It makes everything fit!

Benefits of XL-45P for key vertical markets



Communicate in RF challenged environments – First radio to support Device Management and PTT over WiFi




Veteran Affairs Campus



Airports



Utilities



Corrections

Proven quality and reliability for demanding environments



Public Works & DOT



Ports



Industry



Utilities

Clear communication in noisy environments. Noise cancelation and loud audio



Industry



Transportation



Public Works & DOT

XL CONNECT Portables - Modernize with convenience



XG Accessories supported on XL Connect Series:

XN-PA3R	BATTERY, LI-ION, 3100MAH
XN-CH5X	CHARGER, 1-BAY, TRI-CHEMISTRY
XN-CH5Y	CHARGER, 6-BAY, TRI-CHEMISTRY
XN-CH5A	CHARGER, 6-BAY, LI BATTERY, P/XG/XL RADIOS
XN-AE4A	WALL MOUNT KIT, CHARGER, 6-BAY, LI-ION/POLY
XN-CJ2U	ADAPTER, XL-95P, 6-PIN HIROSE
XN-AE6D	SPEAKER MIC, PUBLIC SAFETY, RUGGED
XN-AE1V	SPEAKER MIC, WIRELESS, BLUETOOTH, ADVANCED
XN-AE2T	SPEAKER MIC, WIRELESS, BLUETOOTH, ADV, ANZ
XN-AE4C	SPEAKER MIC, RUGGED, COILED, HI-VIS
XN-AE6C	SPEAKER MIC, RUGGED, COILED
XN-AE9D	SPEAKER MIC
XN-AE6M	SPEAKER MIC, PUBLIC SAFETY, STRAIGHT, 18 IN
XN-AE6L	SPEAKER MIC, STRAIGHT, 25.6 IN
XN-AE6N	SPEAKER MIC, STRAIGHT, 30 IN
XN-AE6A	SPEAKER MIC, COILED
XN-AE1K	EARPHONE, SPEAKER MIC, RIGHT ANGLE, 2.5 MM
XN-AE3Z	EARPHONE, LAPEL MICROPHONE
XN-HC4A	BELT LOOP, LEATHER, PREMIUM
XN-HC7T	BELT LOOP, LEATHER WITH SWIVEL
XN-HC2G	BELT CLIP, STANDARD
XN-HC2E	STRAP, LEATHER RETAINING
XN-HC2C	CASE, LEATHER, W/BELT LOOP
XN-HC2D	CASE, LEATHER, W/SHOULDER STRP
XN-HC2A	CASE, BLACK NYLON, W/BELT LOOP
XN-HC3Z	CASE, NYLON, TACTICAL GREEN, MOLLE STRAP
XN-HC4B	CASE, LEATHER, PREMIUM, BELT LOOP
XN-HC4C	CASE, LEATHER, PREMIUM SHLDERSTRAP

XL Connect 45P Value Proposition



XL-45P

SPECIAL DIFFERENTIATORS

- Seamless Voice over Wi-Fi
- Visual zone indication (On channel selector)
- Situational Awareness feature
- Powerful 3.8W max audio
- Customer-preferred XL User Interface
- Industry leading noise cancellation
- Industry leading cellular rejection
- Compatible with XG-25P accessories
- Competitive price

OTHER DIFFERENTIATORS:

- Device Management over Wi-Fi
- Dual mic noise cancellation
- RB/NRB support in single radio
- ABC channel bank switch

OTHER KEY FEATURES:

- Color display
- Bluetooth
- GPS
- Single Key AES/DES/Encryption Lite

Published feature comparison:



Motorola APX1000

- No AES
- 1 knob
- No Wi-fi



Motorola APX900

- No Dual Mic Noise Canc.
- No Wi-fi



Kenwood NX-5400

- No Wi-fi



Tait TP9400

- No Dual Mic Noise Canc
- No color display.
- No Wi-fi



EFJ VP5430

- No Dual Mic Noise Canc.
- No Wi-fi

LA City - Animal Services
Tim Phamle - XL-45P Portable Radios

Item	Part Number	Description	Qty	Unit List	Discount	Unit Sell	Extnded	Contract Line Item
Qty. (150) XG-45P Portable Radio:								
10	XK-PF78B	PORTABLE,XL-45P,7/800MHZ,GRAY	150	\$ 2,020.00	48%	\$ 1,050.40	\$ 157,560.00	1
20	XK-FW2X	OPERATION,LOAD NIFOG PERSONALITY	150	\$ 0.01	0%	\$ 0.01	\$ 1.50	1
30	XK-PL4F	FEATURE,P25 PHASE 2 TDMA	150	\$ 250.00	48%	\$ 130.00	\$ 19,500.00	1
40	XK-PL8Y	FEATURE, ENCRYPTION LITE	150	\$ 0.01	0%	\$ 0.01	\$ 1.50	1
50	XK-PL9E	FEATURE,SINGLE-KEY AES ENCRYPTION	150	\$ 0.01	0%	\$ 0.01	\$ 1.50	1
60	XK-PL4U	FEATURE,SINGLE-KEY DES ENCRYPTION	150	\$ 0.01	0%	\$ 0.01	\$ 1.50	1
70	XK-Y3EWP	SERVICE ASSIST, EXT WARRANTY 3YR, XL45P	150	\$ 200.00	0%	\$ 200.00	\$ 30,000.00	2
80	XK-HC2G	BELT CLIP, STANDARD, XL-45P	150	\$ 20.00	48%	\$ 10.40	\$ 1,560.00	2
90	XK-CH5Y	CHARGER,6-BAY,TRI-CHEMISTRY	25	\$ 825.00	48%	\$ 429.00	\$ 10,725.00	2
100	XK-PA3R	BATTERY,LI-ION,3100MAH	300	\$ 105.00	48%	\$ 54.60	\$ 16,380.00	1
110	XK-NC8D	ANTENNA,WHIP,1/2 WAVE,762-870MHZ	300	\$ 45.00	48%	\$ 23.40	\$ 7,020.00	1
Subtotal For STRS Standard Radio Package:							\$ 242,751.00	
Tax (9.5%):							\$ 23,061.35	
TOTAL FOR STRS STANDARD RADIO PACKAGE:							\$ 265,812.35	

- Notes: (1) TOTAL price shown includes tax; pricing valid for 90 days from date of quote.
(2) Prices include shipping.
(3) Prices are in accordance with LA City Contract #200000000100.
(4) Standard radio Warranty is 2 years; Item #80 extends Warranty to 5 years.
(5) This is a one-time Promotional price and substantially exceeds Contract discounts.

Item #10 above includes the following:

- Analog Conventional & P25 Conventional CAI
- P25 Trunking Feature (Phase 1)
- Encryption - Single Key DES/AES
- 512 Systems/Groups
- Bluetooth™ (For Connecting Wireless Audio Devices)
- Color Interactive User Interface Display
- Color-coded Top Channel Display
- Integrated Navigation Keypad

Please **address** Purchase Orders as follows:
Dailey-Wells Communications, Inc.
3440 E. Houston Street
San Antonio, TX 78219
Attn: Gary Kimmerle; gary@dwcomm.com



XL-45P 7/800 MHz

Quote Number: DWC-2021-000404A



LA Animal Services Woof Stat Report for September 2021

Sep-21	Sep-20	% Chng	YTD 2021	YTD 2020	% Chng
--------	--------	--------	----------	----------	--------

Cat and Dog Live Save**Cat and Dog Live Intake**

Cats	775	587	32%	5,640	5,237	8%
Kittens	975	829	18%	6,949	5,346	30%
Dogs	1,176	831	42%	9,355	8,958	4%
Totals	2,926	2,247	30%	21,944	19,541	12%

Save Rate**Live Intake Minus Non Live Outcomes**

Cats	640	477	34%	4,617	4,353	6%
Kittens	840	764	10%	6,062	5,023	21%
Dogs	1,099	771	43%	8,819	8,398	5%
Totals	2,579	2,012	28%	19,498	17,774	10%

Save Rate is (Live Intake - Non Live Outcomes)/Live Intake)

Cats	82.58%	81.26%	2%	81.86%	83.12%	-2%
Kittens	86.15%	92.16%	-7%	87.24%	93.96%	-7%
Dogs	93.45%	92.78%	1%	94.27%	93.75%	1%
Totals	88.14%	89.54%	-2%	88.85%	90.96%	-2%

Cat and Dog Live Outcome Totals

Cats	804	538	49%	4,913	4,747	3%
Kittens	710	696	2%	5,273	4,524	17%
Dogs	1,100	789	39%	8,303	8,585	-3%
Totals	2,614	2,023	29%	18,489	17,856	4%

Cat and Dog Non Live Outcome Detail**Cats**

Died in Care	13	16	-19%	127	99	28%
Euthanasia	121	92	32%	891	767	16%
Missing/Stolen/Escaped	1	2	-50%	5	18	-72%
Totals	135	110	23%	1,023	884	16%

Sep-21	Sep-20	% Chng	YTD 2021	YTD 2020	% Chng
--------	--------	--------	----------	----------	--------

Cat and Dog Live Outcome Detail**Cats**

Adoptions to the Public	584	317	84%	3,307	2,788	19%
Best Friends	103	125	-18%	599	778	-23%
New Hope Placements	91	74	23%	783	789	-1%
Redeemed	16	13	23%	125	144	-13%
Released	10	9	11%	99	248	-60%
Totals	804	538	49%	4,913	4,747	3%

Kittens

Adoptions to the Public	135	88	53%	897	495	81%
Best Friends	162	244	-34%	1,526	1,430	7%
New Hope Placements	373	313	19%	2,272	2,278	0%
Redeemed	0	0	0%	1	0	100%
Released	40	51	-22%	577	321	80%
Totals	710	696	2%	5,273	4,524	17%

Dogs

Adoptions to the Public	618	337	83%	4,065	3,979	2%
Best Friends	27	16	69%	134	204	-34%
New Hope Placements	188	225	-16%	1,681	1,968	-15%
Redeemed	235	173	36%	2,130	2,071	3%
Released	32	38	-16%	293	363	-19%
Totals	1,100	789	39%	8,303	8,585	-3%

Cat and Dog Non Live Outcome Detail Continued**Kittens**

Died in Care	14	6	133%	55	33	67%
Euthanasia	121	59	105%	829	288	188%
Missing/Stolen/Escaped	0	0	0%	3	2	50%
Totals	135	65	108%	887	323	175%

Dogs

Died in Care	10	5	100%	72	56	29%
Euthanasia	66	50	32%	462	490	-6%
Missing/Stolen/Escaped	1	5	-80%	2	14	-86%
Totals	77	60	28%	536	560	-4%

Department Totals

	Sep-21	Sep-20	% Chng	YTD 2021	YTD 2020	% Chng
Cat and Dog Euthanasia						
Cats	121	92	32%	891	767	16%
Kittens	121	59	105%	829	288	188%
Dogs	66	50	32%	462	490	-6%
Totals	308	201	53%	2,182	1,545	41%

Department Totals - All Animals

Intake by Animal Type - All Animals

Cats	801	604	33%	5,963	5,505	8%
Kittens	977	830	18%	6,956	5,351	30%
Dogs	1,222	873	40%	9,781	9,380	4%
Others	583	473	23%	5,722	4,025	42%
Rabbits	84	39	115%	617	443	39%
Totals	3,667	2,819	30%	29,039	24,704	18%

Intake by Intake Type - All Animals

ACTF/Dsstr/Evid/Pers Prop	132	52	154%	585	498	17%
DOA	98	90	9%	1,088	972	12%
Owner Surrender	839	498	68%	6,485	5,377	21%
Possible Owner	265	219	21%	2,172	2,287	-5%
Stray	1,974	1,630	21%	15,089	13,099	15%
Wildlife	359	330	9%	3,620	2,471	46%
Totals	3,667	2,819	30%	29,039	24,704	18%

Outcomes for All Animals

Adoptions to the Public	1,460	788	85%	8,923	7,995	12%
Best Friends	292	385	-24%	2,259	2,414	-6%
Died/DOA (not euthanized)	173	159	9%	1,664	1,416	18%
Euthanized	592	420	41%	4,688	3,448	36%
Missing/Stolen/Escaped	3	7	-57%	22	43	-49%
New Hope Placements	869	775	12%	6,476	6,357	2%
Redeemed	257	188	37%	2,287	2,232	2%
Released	136	163	-17%	2,162	1,448	49%
Totals	3,782	2,885	31%	28,481	25,353	12%

Sep-21	Sep-20	% Chng	YTD 2021	YTD 2020	% Chng
--------	--------	--------	----------	----------	--------

Animal Licenses

Licenses Issued						
Intact Dog Licenses	184	110	67%	1,532	1,040	47%
Breeder's Licenses	179	104	72%	1,441	946	52%
Cat ID Tag	13	0	1300%	39	3	1200%
Disabled	103	61	69%	555	695	-20%
Duplicate	32	33	-3%	241	464	-48%
Equine Lic 1 Year	10	62	-84%	433	544	-20%
Equine Lic 2 Years	1	2	-50%	22	38	-42%
Equine Lic 3 Years	0	0	0%	6	12	-50%
Equine Lic 4 Years	0	0	0%	3	1	200%
Equine Lic 5 Years	2	5	-60%	94	74	27%
Guide Dogs	0	1	-100%	0	2	-200%
Humane Grps	94	101	-7%	844	971	-13%
Junkyard Intct	1	0	100%	5	4	25%
Junkyard Altrd	0	2	-200%	12	24	-50%
LAPD K9	0	0	0%	0	0	0%
Pending	16	20	-20%	180	327	-45%
Restricted	1	0	100%	12	16	-25%
Sentry	0	0	0%	3	0	300%
Signal	0	0	0%	1	0	100%
Altered Dog Licenses	6,975	5,030	39%	48,698	59,514	-18%
Altered Dog Licenses 3 Years	563	389	45%	4,324	3,720	16%
Senior	296	258	15%	2,280	2,952	-23%
Svc	0	0	0%	0	0	0%
Blue Service Dog Tags	0	4	-400%	32	28	14%
Totals	8,470	6,182	37%	60,757	71,375	-15%

Department Totals

Sep-21	Sep-20	% Chng	YTD 2021	YTD 2020	% Chng
--------	--------	--------	----------	----------	--------

Spay and Neuter

Spay/Neuter Vouchers Issued / Redeemed

Discount Coupons Issued	697	528	32%	5,285	3,682	44%
Free Certificates Issued	2,510	1,832	37%	19,203	11,184	72%
Discount Coupons Redeemed	217	175	24%	1,789	1,794	0%
Free Certificates Redeemed	1,210	804	50%	9,070	11,493	-21%

Spay/Neuter Surgeries by LAAS Vets

Cats	42	6	600%	320	142	125%
Kittens	9	10	-10%	60	14	329%
Dogs	38	1	3700%	165	149	11%
Rabbits	5	0	500%	9	8	13%
Totals	94	17	453%	554	313	77%

Spay/Neuter Surgeries by Partner Vets

	Sep-21	YTD 2021	Sep-21	YTD 2021	Sep-21	YTD 2021
	Shelter Animals		Animals with Discount Coupons		Animals with Free Certificates	
Amanda Foundation	0	0	0	0	0	0
ASPCA SLA Clinic	146	1,379	6	43	56	318
Heaven on Earth	192	1,019	3	69	23	378
Lucy Pet Foundation	0	18	0	0	0	0
SNP LA Harbor	208	1,071	16	149	89	669
Vakue Vet WLA	86	484	5	47	16	198
Western Univ EVA	230	1,560	13	130	31	339
LOA Vet Hospitals	374	1,972	174	1,555	995	8,410
Total	1,236	7,503	217	1,993	1,210	10,312

	Mobile S/N	
Western Univ EVA	0	0
LOA Vet Hospitals	0	0
Spay4LA	0	1,416
Total	0	1,416

Sep-21	Sep-20	% Chng	YTD 2021	YTD 2020	% Chng
--------	--------	--------	----------	----------	--------

Volunteers and Fosters

Volunteers

# of Volunteers Worked	458	156	194%	2,214	3,482	-36%
% Female Volunteers	75.16%	82.16%	-9%	74.45%	75.23%	-1%
# of Volunteer Hrs Worked	7,525	1,264	495%	33,857	28,798	18%
# of Orientations	0	0	0%	0	13	-1300%
# attended	0	0	0%	0	536	-53600%

Animals Sent to Foster

Cats	16	8	100%	81	110	-26%
Kittens	194	127	53%	1,198	746	61%
Dogs	17	34	-50%	147	695	-79%
Others	1	0	100%	9	1	800%
Rabbits	2	0	200%	5	0	500%
Totals	230	169	36%	1,440	1,552	-7%

Officers and Admin

Officer Stats

ACE Citiations	1,029	284	262%	7,518	4,309	74%
Admin Hearings	1	1	0%	17	8	113%
Barking Dog	3	0	300%	10	12	-17%
Citations Issued	0	0	0%	1	1	0%
Criminal Cases	3	4	-25%	15	39	-62%
Dangerous Animal	17	8	113%	117	164	-29%
Permits Processed	105	84	25%	884	680	30%
Wildlife Calls	373	342	9%	3,436	2,679	28%

Admin Stats

CPRA Requests	68	67	1%	451	454	-1%
Hearings Held	16	19	-16%	126	189	-33%

East Valley Shelter

Sep-21	Sep-20	% Chng	YTD 2021	YTD 2020	% Chng
--------	--------	--------	----------	----------	--------

Cat and Dog Live Save

Cat and Dog Live Intake

Cats	173	260	-33%	1,509	1,753	-14%
Kittens	243	267	-9%	1,758	1,852	-5%
Dogs	307	358	-14%	3,052	3,512	-13%
Totals	723	885	-18%	6,319	7,117	-11%

Save Rate

Live Intake Minus Non Live Outcomes

Cats	141	205	-31%	1,214	1,394	-13%
Kittens	201	243	-17%	1,491	1,717	-13%
Dogs	300	341	-12%	2,949	3,380	-13%
Totals	642	789	-19%	5,654	6,491	-13%

Save Rate is (Live Intake - Non Live Outcomes)/Live Intake)

Cats	81.50%	78.85%	3%	80.45%	79.52%	1%
Kittens	82.72%	91.01%	-9%	84.81%	92.71%	-9%
Dogs	97.72%	95.25%	3%	96.63%	96.24%	0%
Totals	88.80%	89.15%	0%	89.48%	91.20%	-2%

Cat and Dog Live Outcome Totals

Cats	193	219	-12%	1,353	1,469	-8%
Kittens	128	213	-40%	1,113	1,490	-25%
Dogs	326	324	1%	2,765	3,070	-10%
Totals	647	756	-14%	5,231	6,029	-13%

Cat and Dog Non Live Outcome Detail

Cats

Died in Care	6	8	-25%	45	35	29%
Euthanasia	26	46	-43%	250	315	-21%
Missing/Stolen/Escaped	0	1	-100%	0	9	-900%
Totals	32	55	-42%	295	359	-18%

Sep-21	Sep-20	% Chng	YTD 2021	YTD 2020	% Chng
--------	--------	--------	----------	----------	--------

Cat and Dog Live Outcome Detail

Cats

Adoptions to the Public	124	126	-2%	835	856	-2%
Best Friends	24	44	-45%	186	270	-31%
New Hope Placements	37	39	-5%	274	281	-2%
Redeemed	4	4	0%	32	40	-20%
Released	4	6	-33%	26	22	18%
Totals	193	219	-12%	1,353	1,469	-8%

Kittens

Adoptions to the Public	16	22	-27%	204	141	45%
Best Friends	38	54	-30%	423	484	-13%
New Hope Placements	74	135	-45%	481	863	-44%
Redeemed	0	0	0%	0	0	0%
Released	0	2	-200%	5	2	150%
Totals	128	213	-40%	1,113	1,490	-25%

Dogs

Adoptions to the Public	182	110	65%	1,251	1,405	-11%
Best Friends	3	8	-63%	34	33	3%
New Hope Placements	51	92	-45%	555	620	-10%
Redeemed	78	93	-16%	791	834	-5%
Released	12	21	-43%	134	178	-25%
Totals	326	324	1%	2,765	3,070	-10%

Cat and Dog Non Live Outcome Detail Continued

Kittens

Died in Care	9	2	350%	23	14	64%
Euthanasia	33	22	50%	243	121	101%
Missing/Stolen/Escaped	0	0	0%	1	0	100%
Totals	42	24	75%	267	135	98%

Dogs

Died in Care	2	2	0%	20	25	-20%
Euthanasia	5	14	-64%	83	102	-19%
Missing/Stolen/Escaped	0	1	-100%	0	5	-500%
Totals	7	17	-59%	103	132	-22%

East Valley Shelter

	Sep-21	Sep-20	% Chng	YTD 2021	YTD 2020	% Chng
Cat and Dog Euthanasia						
Cats	26	46	-43%	250	315	-21%
Kittens	33	22	50%	243	121	101%
Dogs	5	14	-64%	83	102	-19%
Totals	64	82	-22%	576	538	7%

Department Totals - All Animals

Intake by Animal Type - All Animals

Cats	180	269	-33%	1,641	1,875	-12%
Kittens	245	267	-8%	1,763	1,854	-5%
Dogs	322	376	-14%	3,216	3,668	-12%
Others	146	260	-44%	1,814	1,887	-4%
Rabbits	12	26	-54%	175	171	2%
Totals	905	1,198	-24%	8,609	9,455	-9%

Intake by Intake Type - All Animals

ACTF/Dsstr/Evid/Pers Prop	26	24	8%	174	206	-16%
DOA	31	46	-33%	391	430	-9%
Owner Surrender	196	180	9%	1,662	1,807	-8%
Possible Owner	72	116	-38%	724	871	-17%
Stray	482	650	-26%	4,470	4,910	-9%
Wildlife	98	182	-46%	1,188	1,231	-3%
Totals	905	1,198	-24%	8,609	9,455	-9%

Outcomes for All Animals

Adoptions to the Public	357	287	24%	2,525	2,682	-6%
Best Friends	65	106	-39%	643	789	-19%
Died/DOA (not euthanized)	54	87	-38%	598	632	-5%
Euthanized	114	192	-41%	1,229	1,273	-3%
Missing/Stolen/Escaped	0	2	-200%	2	19	-89%
New Hope Placements	242	363	-33%	1,919	2,445	-22%
Redeemed	84	98	-14%	832	880	-5%
Released	41	71	-42%	995	510	95%
Totals	957	1,206	-21%	8,743	9,230	-5%

Sep-21	Sep-20	% Chng	YTD 2021	YTD 2020	% Chng
--------	--------	--------	----------	----------	--------

Animal Licenses

Licenses Issued

Intact Dog Licenses	17	13	31%	126	128	-2%
Breeder's Licenses	16	10	60%	113	104	9%
Cat ID Tag	0	0	0%	0	0	0%
Disabled	3	1	200%	17	33	-48%
Duplicate	5	5	0%	53	91	-42%
Equine Lic 1 Year	0	21	-2100%	13	63	-79%
Equine Lic 2 Years	0	1	-100%	0	5	-500%
Equine Lic 3 Years	0	0	0%	0	0	0%
Equine Lic 4 Years	0	0	0%	0	0	0%
Equine Lic 5 Years	0	0	0%	2	1	100%
Guide Dogs	0	1	-100%	0	1	-100%
Humane Grps	20	46	-57%	260	282	-8%
Junkyard Intct	0	0	0%	1	0	100%
Junkyard Altrd	0	2	-200%	3	6	-50%
LAPD K9	0	0	0%	0	0	0%
Pending	9	9	0%	93	91	2%
Restricted	0	0	0%	2	3	-33%
Sentry	0	0	0%	0	0	0%
Signal	0	0	0%	1	0	100%
Altered Dog Licenses	260	194	34%	1,702	3,206	-47%
Altered Dog Licenses 3 Years	13	15	-13%	105	132	-20%
Senior	9	1	800%	62	135	-54%
Svc	0	0	0%	0	0	0%
Blue Service Dog Tags	0	1	-100%	1	1	0%
Totals	352	320	10%	2,554	4,282	-40%

East Valley Shelter

Sep-21	Sep-20	% Chng	YTD 2021	YTD 2020	% Chng
--------	--------	--------	----------	----------	--------

Spay and Neuter

Spay/Neuter Surgeries by LAAS Vets

Cats	11	0	1100%	140	63	122%
Kittens	0	0	0%	21	6	250%
Dogs	5	1	400%	39	78	-50%
Rabbits	0	0	0%	1	1	0%
Totals	16	1	1500%	201	148	36%

Sep-21	Sep-20	% Chng	YTD 2021	YTD 2020	% Chng
--------	--------	--------	----------	----------	--------

Volunteers and Fosters

Volunteers

# of Volunteers Worked	105	38	176%	531	689	-23%
% Female Volunteers	68.57%	76.32%	-10%	66.58%	66.28%	0%
# of Volunteer Hrs Worked	1709	323	429%	8599	6,552	31%
# of Orientations	0	0	0%	0	2	-200%
# attended	0	0	0%	0	105	-10500%

Animals Sent to Foster

Cats	2	1	100%	31	35	-11%
Kittens	77	55	40%	464	350	33%
Dogs	8	6	33%	48	181	-73%
Others	0	0	0%	1	0	100%
Rabbits	0	0	0%	0	0	0%
Totals	87	62	40%	544	566	-4%

Officers

Officer Stats

ACE Citations	676	147	360%	4,586	2,082	120%
Admin Hearings	0	1	-100%	9	4	125%
Barking Dog	0	0	0%	2	3	-33%
Citations Issued	0	0	0%	0	0	0%
Criminal Cases	0	0	0%	0	14	-1400%
Dangerous Animal	0	6	-600%	25	30	-17%
Permits Processed	3	1	200%	17	36	-53%
Wildlife Calls	47	101	-53%	681	796	-14%

Harbor Shelter

Sep-21	Sep-20	% Chng	YTD 2021	YTD 2020	% Chng
--------	--------	--------	----------	----------	--------

Cat and Dog Live Save

Cat and Dog Live Intake

Cats	139	103	35%	851	768	11%
Kittens	124	92	35%	831	628	32%
Dogs	136	114	19%	972	955	2%
Totals	399	309	29%	2,654	2,351	13%

Save Rate

Live Intake Minus Non Live Outcomes

Cats	127	90	41%	740	658	12%
Kittens	121	82	48%	706	575	23%
Dogs	125	107	17%	904	889	2%
Totals	373	279	34%	2,350	2,122	11%

Save Rate is (Live Intake - Non Live Outcomes)/Live Intake)

Cats	91.37%	87.38%	5%	86.96%	85.68%	1%
Kittens	97.58%	89.13%	9%	84.96%	91.56%	-7%
Dogs	91.91%	93.86%	-2%	93.00%	93.09%	0%
Totals	93.48%	90.29%	4%	88.55%	90.26%	-2%

Cat and Dog Live Outcome Totals

Cats	151	122	24%	776	722	7%
Kittens	88	68	29%	576	473	22%
Dogs	139	105	32%	866	934	-7%
Totals	378	295	28%	2,218	2,129	4%

Cat and Dog Non Live Outcome Detail

Cats

Died in Care	0	1	-100%	6	14	-57%
Euthanasia	12	11	9%	104	95	9%
Missing/Stolen/Escaped	0	1	-100%	1	1	0%
Totals	12	13	-8%	111	110	1%

Sep-21	Sep-20	% Chng	YTD 2021	YTD 2020	% Chng
--------	--------	--------	----------	----------	--------

Cat and Dog Live Outcome Detail

Cats

Adoptions to the Public	107	71	51%	570	491	16%
Best Friends	25	32	-22%	87	127	-31%
New Hope Placements	13	18	-28%	97	90	8%
Redeemed	5	0	500%	15	12	25%
Released	1	1	0%	7	2	250%
Totals	151	122	24%	776	722	7%

Kittens

Adoptions to the Public	22	21	5%	162	114	42%
Best Friends	22	18	22%	133	129	3%
New Hope Placements	43	29	48%	279	230	21%
Redeemed	0	0	0%	0	0	0%
Released	1	0	100%	2	0	200%
Totals	88	68	29%	576	473	22%

Dogs

Adoptions to the Public	72	51	41%	490	488	0%
Best Friends	9	3	200%	20	41	-51%
New Hope Placements	32	23	39%	173	182	-5%
Redeemed	17	24	-29%	144	214	-33%
Released	9	4	125%	39	9	333%
Totals	139	105	32%	866	934	-7%

Cat and Dog Non Live Outcome Detail Continued

Kittens

Died in Care	1	1	0%	5	2	150%
Euthanasia	2	9	-78%	119	51	133%
Missing/Stolen/Escaped	0	0	0%	1	0	100%
Totals	3	10	-70%	125	53	136%

Dogs

Died in Care	1	0	100%	5	3	67%
Euthanasia	10	6	67%	63	62	2%
Missing/Stolen/Escaped	0	1	-100%	0	1	-100%
Totals	11	7	57%	68	66	3%

Harbor Shelter

	Sep-21	Sep-20	% Chng	YTD 2021	YTD 2020	% Chng
Cat and Dog Euthanasia						
Cats	12	11	9%	104	95	9%
Kittens	2	9	-78%	119	51	133%
Dogs	10	6	67%	63	62	2%
Totals	24	26	-8%	286	208	38%

Department Totals - All Animals

Intake by Animal Type - All Animals

Cats	141	103	37%	863	790	9%
Kittens	124	92	35%	831	629	32%
Dogs	140	116	21%	989	987	0%
Others	61	17	259%	449	238	89%
Rabbits	7	3	133%	54	48	13%
Totals	473	331	43%	3,186	2,692	18%

Intake by Intake Type - All Animals

ACTF/Dsstr/Evid/Pers Prop	6	3	100%	25	52	-52%
DOA	8	4	100%	49	71	-31%
Owner Surrender	124	79	57%	919	699	31%
Possible Owner	30	31	-3%	202	265	-24%
Stray	258	204	26%	1,706	1,466	16%
Wildlife	47	10	370%	285	139	105%
Totals	473	331	43%	3,186	2,692	18%

Outcomes for All Animals

Adoptions to the Public	209	146	43%	1,288	1,154	12%
Best Friends	56	53	6%	240	297	-19%
Died/DOA (not euthanized)	15	7	114%	83	101	-18%
Euthanized	65	36	81%	500	334	50%
Missing/Stolen/Escaped	0	2	-200%	2	2	0%
New Hope Placements	97	76	28%	694	600	16%
Redeemed	22	25	-12%	159	228	-30%
Released	17	5	240%	72	36	100%
Totals	481	350	37%	3,038	2,752	10%

Animal Licenses

Licenses Issued

Intact Dog Licenses	1	1	0%	13	26	-50%
Breeder's Licenses	1	1	0%	10	22	-55%
Cat ID Tag	0	0	0%	0	2	-200%
Disabled	0	0	0%	2	10	-80%
Duplicate	0	0	0%	9	24	-63%
Equine Lic 1 Year	0	0	0%	0	0	0%
Equine Lic 2 Years	0	0	0%	0	0	0%
Equine Lic 3 Years	0	0	0%	0	0	0%
Equine Lic 4 Years	0	0	0%	0	0	0%
Equine Lic 5 Years	0	0	0%	0	0	0%
Guide Dogs	0	0	0%	0	0	0%
Humane Grps	13	14	-7%	79	102	-23%
Junkyard Intct	0	0	0%	0	0	0%
Junkyard Altrd	0	0	0%	0	0	0%
LAPD K9	0	0	0%	0	0	0%
Pending	2	0	200%	6	2	200%
Restricted	0	0	0%	1	0	100%
Sentry	0	0	0%	0	0	0%
Signal	0	0	0%	0	0	0%
Altered Dog Licenses	64	49	31%	443	938	-53%
Altered Dog Licenses 3 Years	5	0	500%	16	13	23%
Senior	8	2	300%	27	40	-33%
Svc	0	0	0%	0	0	0%
Blue Service Dog Tags	0	0	0%	0	1	-100%
Totals	94	67	40%	606	1,180	-49%

Harbor Shelter

Sep-21	Sep-20	% Chng	YTD 2021	YTD 2020	% Chng
--------	--------	--------	----------	----------	--------

Spay and Neuter

Spay/Neuter Surgeries by LAAS Vets

Cats	3	0	300%	5	6	-17%
Kittens	2	0	200%	2	0	200%
Dogs	2	0	200%	6	6	0%
Rabbits	0	0	0%	0	0	0%
Totals	7	0	700%	13	12	8%

Sep-21	Sep-20	% Chng	YTD 2021	YTD 2020	% Chng
--------	--------	--------	----------	----------	--------

Volunteers and Fosters

Volunteers

# of Volunteers Worked	51	10	410%	284	472	-100%
% Female Volunteers	82.35%	100.00%	-18%	79.46%	78.06%	2%
# of Volunteer Hrs Worked	982	38	2484%	4946	2,611	89%
# of Orientations	0	0	0%	0	2	-200%
# attended	0	0	0%	0	76	-7600%

Animals Sent to Foster

Cats	3	3	0%	12	16	-25%
Kittens	47	41	15%	214	185	16%
Dogs	1	5	-80%	15	74	-80%
Others	1	0	100%	1	0	100%
Rabbits	0	0	0%	2	0	200%
Totals	52	49	6%	244	275	-11%

Officers

Officer Stats

ACE Citations	39	13	200%	330	215	53%
Admin Hearings	0	0	0%	0	0	0%
Barking Dog	1	0	100%	1	1	0%
Citations Issued	0	0	0%	1	0	100%
Criminal Cases	0	0	0%	0	0	0%
Dangerous Animal	1	0	100%	8	1	700%
Permits Processed	0	0	0%	1	0	100%
Wildlife Calls	53	24	121%	290	175	66%

North Central Shelter

Sep-21	Sep-20	% Chng	YTD 2021	YTD 2020	% Chng
--------	--------	--------	----------	----------	--------

Cat and Dog Live Save

Cat and Dog Live Intake

Cats	153	0	15300%	748	329	127%
Kittens	129	0	12900%	741	140	429%
Dogs	199	0	19900%	1,264	644	96%
Totals	481	0	48100%	2,753	1,113	147%

Save Rate

Live Intake Minus Non Live Outcomes

Cats	119	0	11900%	584	278	110%
Kittens	118	0	11800%	681	133	412%
Dogs	189	0	18900%	1,182	588	101%
Totals	426	0	42600%	2,447	999	145%

Save Rate is (Live Intake - Non Live Outcomes)/Live Intake)

Cats	77.78%	#DIV/0!	#DIV/0!	78.07%	84.50%	-8%
Kittens	91.47%	#DIV/0!	#DIV/0!	91.90%	95.00%	-3%
Dogs	94.97%	#DIV/0!	#DIV/0!	93.51%	91.30%	2%
Totals	88.57%	#DIV/0!	#DIV/0!	88.88%	89.76%	-1%

Cat and Dog Live Outcome Totals

Cats	123	0	12300%	574	371	55%
Kittens	103	0	10300%	568	101	462%
Dogs	192	0	19200%	1,051	716	47%
Totals	418	0	41800%	2,193	1,188	85%

Cat and Dog Non Live Outcome Detail

Cats

Died in Care	1	0	100%	17	4	325%
Euthanasia	32	0	3200%	144	43	235%
Missing/Stolen/Escaped	1	0	100%	3	4	-25%
Totals	34	0	3400%	164	51	222%

Sep-21	Sep-20	% Chng	YTD 2021	YTD 2020	% Chng
--------	--------	--------	----------	----------	--------

Cat and Dog Live Outcome Detail

Cats

Adoptions to the Public	100	0	10000%	451	243	86%
Best Friends	15	0	1500%	60	29	107%
New Hope Placements	7	0	700%	37	55	-33%
Redeemed	1	0	100%	15	20	-25%
Released	0	0	0%	11	24	-54%
Totals	123	0	12300%	574	371	55%

Kittens

Adoptions to the Public	27	0	2700%	159	16	894%
Best Friends	43	0	4300%	208	16	1200%
New Hope Placements	33	0	3300%	187	67	179%
Redeemed	0	0	0%	0	0	0%
Released	0	0	0%	14	2	600%
Totals	103	0	10300%	568	101	462%

Dogs

Adoptions to the Public	122	0	12200%	571	336	70%
Best Friends	8	0	800%	14	25	-44%
New Hope Placements	22	0	2200%	186	153	22%
Redeemed	38	0	3800%	263	158	66%
Released	2	0	200%	17	44	-61%
Totals	192	0	19200%	1,051	716	47%

Cat and Dog Non Live Outcome Detail Continued

Kittens

Died in Care	2	0	200%	7	0	700%
Euthanasia	9	0	900%	52	6	767%
Missing/Stolen/Escaped	0	0	0%	1	1	0%
Totals	11	0	1100%	60	7	757%

Dogs

Died in Care	3	0	300%	13	3	333%
Euthanasia	7	0	700%	68	52	31%
Missing/Stolen/Escaped	0	0	0%	1	1	0%
Totals	10	0	1000%	82	56	46%

North Central Shelter

	Sep-21	Sep-20	% Chng	YTD 2021	YTD 2020	% Chng
Cat and Dog Euthanasia						
Cats	32	0	3200%	144	43	235%
Kittens	9	0	900%	52	6	767%
Dogs	7	0	700%	68	52	31%
Totals	48	0	4800%	264	101	161%

Department Totals - All Animals

Intake by Animal Type - All Animals

Cats	159	0	15900%	771	336	129%
Kittens	129	0	12900%	741	140	429%
Dogs	205	0	20500%	1,317	677	95%
Others	76	2	3700%	561	369	52%
Rabbits	21	0	2100%	97	28	246%
Totals	590	2	29400%	3,487	1,550	125%

Intake by Intake Type - All Animals

ACTF/Dsstr/Evid/Pers Prop	21	0	2100%	93	49	90%
DOA	14	0	1400%	102	54	89%
Owner Surrender	175	0	17500%	920	427	115%
Possible Owner	31	0	3100%	247	148	67%
Stray	302	0	30200%	1,714	728	135%
Wildlife	47	2	2250%	411	144	185%
Totals	590	2	29400%	3,487	1,550	125%

Outcomes for All Animals

Adoptions to the Public	258	0	25800%	1,224	667	84%
Best Friends	66	0	6600%	282	70	303%
Died/DOA (not euthanized)	30	0	3000%	166	73	127%
Euthanized	81	1	8000%	574	331	73%
Missing/Stolen/Escaped	1	0	100%	6	6	0%
New Hope Placements	95	1	9400%	543	343	58%
Redeemed	39	0	3900%	280	179	56%
Released	5	0	500%	122	108	13%
Totals	575	2	28650%	3,197	1,777	80%

Sep-21	Sep-20	% Chng	YTD 2021	YTD 2020	% Chng
--------	--------	--------	----------	----------	--------

Animal Licenses

Licenses Issued

Intact Dog Licenses	24	0	2400%	91	40	128%
Breeder's Licenses	22	0	2200%	78	38	105%
Cat ID Tag	11	0	1100%	36	0	3600%
Disabled	11	0	1100%	40	23	74%
Duplicate	15	0	1500%	49	43	14%
Equine Lic 1 Year	0	0	0%	7	5	40%
Equine Lic 2 Years	0	0	0%	1	0	100%
Equine Lic 3 Years	0	0	0%	1	1	0%
Equine Lic 4 Years	0	0	0%	0	0	0%
Equine Lic 5 Years	0	0	0%	9	0	900%
Guide Dogs	0	0	0%	0	0	0%
Humane Grps	15	0	1500%	103	111	-7%
Junkyard Intct	1	0	100%	3	3	0%
Junkyard Altrd	0	0	0%	1	1	0%
LAPD K9	0	0	0%	0	0	0%
Pending	0	0	0%	0	0	0%
Restricted	0	0	0%	0	1	-100%
Sentry	0	0	0%	0	0	0%
Signal	0	0	0%	0	0	0%
Altered Dog Licenses	441	0	44100%	1,942	1,324	47%
Altered Dog Licenses 3 Years	15	0	1500%	100	36	178%
Senior	53	0	5300%	230	140	64%
Svc	0	0	0%	0	0	0%
Blue Service Dog Tags	0	0	0%	0	0	0%
Totals	608	0	60800%	2,691	1,766	52%

North Central Shelter

Sep-21	Sep-20	% Chng	YTD 2021	YTD 2020	% Chng
--------	--------	--------	----------	----------	--------

Spay and Neuter

Spay/Neuter Surgeries by LAAS Vets

Cats	1	0	100%	38	1	3700%
Kittens	0	0	0%	8	0	800%
Dogs	2	0	200%	8	0	800%
Rabbits	4	0	400%	7	0	700%
Totals	7	0	700%	61	1	6000%

Sep-21	Sep-20	% Chng	YTD 2021	YTD 2020	% Chng
--------	--------	--------	----------	----------	--------

Volunteers and Fosters

Volunteers

# of Volunteers Worked	75	36	108%	331	567	-42%
% Female Volunteers	72.00%	81.13%	-11%	71.38%	76.02%	-6%
# of Volunteer Hrs Worked	1222	245	399%	4755	5,543	-14%
# of Orientations	0	0	0%	0	2	-200%
# attended	0	0	0%	0	70	-7000%

Animals Sent to Foster

Cats	6	0	600%	14	3	367%
Kittens	19	0	1900%	135	42	221%
Dogs	5	0	500%	22	144	-85%
Others	0	0	0%	0	1	-100%
Rabbits	1	0	100%	1	0	100%
Totals	31	0	3100%	172	190	-9%

Officers

Officer Stats

ACE Citations	69	15	360%	733	505	45%
Admin Hearings	1	0	100%	1	0	100%
Barking Dog	0	0	0%	0	1	-100%
Citations Issued	0	0	0%	0	0	0%
Criminal Cases	3	4	-25%	13	18	-28%
Dangerous Animal	1	0	100%	10	1	900%
Permits Processed	1	0	100%	19	75	-75%
Wildlife Calls	86	26	231%	649	385	69%

Chesterfield Square Shelter

Sep-21	Sep-20	% Chng	YTD 2021	YTD 2020	% Chng
--------	--------	--------	----------	----------	--------

Cat and Dog Live Save

Cat and Dog Live Intake

Cats	163	131	24%	1,287	1,441	-11%
Kittens	330	403	-18%	2,630	2,370	11%
Dogs	240	276	-13%	2,278	2,486	-8%
Totals	733	810	-10%	6,195	6,297	-2%

Save Rate

Live Intake Minus Non Live Outcomes

Cats	127	95	34%	1,009	1,171	-14%
Kittens	258	374	-31%	2,308	2,251	3%
Dogs	209	245	-15%	2,058	2,226	-8%
Totals	594	714	-17%	5,375	5,648	-5%

Save Rate - (Live Intake - Non Live Outcomes)/Live Intake)

Cats	77.91%	72.52%	7%	78.40%	81.26%	-4%
Kittens	78.18%	92.80%	-16%	87.76%	94.98%	-8%
Dogs	87.08%	88.77%	-2%	90.34%	89.54%	1%
Totals	81.04%	88.15%	-8%	86.76%	89.69%	-3%

Cat and Dog Live Outcome Totals

Cats	160	109	47%	1,049	1,216	-14%
Kittens	233	363	-36%	2,248	2,166	4%
Dogs	173	266	-35%	1,997	2,354	-15%
Totals	566	738	-23%	5,294	5,736	-8%

Cat and Dog Non Live Outcome Detail

Cats

Died in Care	1	7	-86%	39	32	22%
Euthanasia	35	29	21%	239	235	2%
Missing/Stolen/Escaped	0	0	0%	0	3	-300%
Totals	36	36	0%	278	270	3%

Sep-21	Sep-20	% Chng	YTD 2021	YTD 2020	% Chng
--------	--------	--------	----------	----------	--------

Cat and Dog Live Outcome Detail

Cats

Adoptions to the Public	106	41	159%	644	494	30%
Best Friends	28	45	-38%	203	319	-36%
New Hope Placements	19	13	46%	147	184	-20%
Redeemed	4	8	-50%	21	30	-30%
Released	3	2	50%	34	189	-82%
Totals	160	109	47%	1,049	1,216	-14%

Kittens

Adoptions to the Public	16	16	0%	93	115	-19%
Best Friends	39	153	-75%	599	703	-15%
New Hope Placements	139	145	-4%	999	1,031	-3%
Redeemed	0	0	0%	1	0	100%
Released	39	49	-20%	556	317	75%
Totals	233	363	-36%	2,248	2,166	4%

Dogs

Adoptions to the Public	84	115	-27%	940	1,004	-6%
Best Friends	3	5	-40%	47	88	-47%
New Hope Placements	52	93	-44%	558	750	-26%
Redeemed	28	44	-36%	408	435	-6%
Released	6	9	-33%	44	77	-43%
Totals	173	266	-35%	1,997	2,354	-15%

Cat and Dog Non Live Outcome Detail Continued

Kittens

Died in Care	2	3	-33%	8	16	-50%
Euthanasia	70	26	169%	314	102	208%
Missing/Stolen/Escaped	0	0	0%	0	1	-100%
Totals	72	29	148%	322	119	171%

Dogs

Died in Care	2	3	-33%	27	19	42%
Euthanasia	28	27	4%	192	236	-19%
Missing/Stolen/Escaped	1	1	0%	1	5	-80%
Totals	31	31	0%	220	260	-15%

Chesterfield Square Shelter

Sep-21	Sep-20	% Chng	YTD 2021	YTD 2020	% Chng
--------	--------	--------	----------	----------	--------

Cat and Dog Euthanasia

Cats	35	29	21%	239	235	2%
Kittens	70	26	169%	314	102	208%
Dogs	28	27	4%	192	236	-19%
Totals	133	82	62%	745	573	30%

Department Totals - All Animals

Intake by Animal Type - All Animals

Cats	166	137	21%	1,339	1,502	-11%
Kittens	330	403	-18%	2,631	2,371	11%
Dogs	247	295	-16%	2,376	2,616	-9%
Others	34	98	-65%	755	664	14%
Rabbits	23	9	156%	103	104	-1%
Totals	800	942	-15%	7,204	7,257	-1%

Intake by Intake Type - All Animals

ACTF/Dsstr/Evid/Pers Prop	9	12	-25%	140	83	69%
DOA	13	30	-57%	218	227	-4%
Owner Surrender	150	165	-9%	1,520	1,482	3%
Possible Owner	48	60	-20%	481	559	-14%
Stray	564	615	-8%	4,540	4,583	-1%
Wildlife	16	60	-73%	305	323	-6%
Totals	800	942	-15%	7,204	7,257	-1%

Outcomes for All Animals

Adoptions to the Public	218	180	21%	1,793	1,722	4%
Best Friends	70	203	-66%	849	1,110	-24%
Died/DOA (not euthanized)	20	48	-58%	315	321	-2%
Euthanized	155	141	10%	1,173	987	19%
Missing/Stolen/Escaped	2	1	100%	9	11	-18%
New Hope Placements	230	279	-18%	1,890	2,186	-14%
Redeemed	33	52	-37%	441	468	-6%
Released	48	77	-38%	653	625	4%
Totals	776	981	-21%	7,123	7,430	-4%

Sep-21	Sep-20	% Chng	YTD 2021	YTD 2020	% Chng
--------	--------	--------	----------	----------	--------

Animal Licenses

Licenses Issued

Intact Dog Licenses	7	6	17%	47	57	-18%
Breeder's Licenses	7	6	17%	47	59	-20%
Cat ID Tag	2	0	200%	3	1	200%
Disabled	6	2	200%	9	48	-81%
Duplicate	7	4	75%	25	76	-67%
Equine Lic 1 Year	0	0	0%	0	0	0%
Equine Lic 2 Years	0	0	0%	0	0	0%
Equine Lic 3 Years	0	0	0%	0	0	0%
Equine Lic 4 Years	0	0	0%	0	0	0%
Equine Lic 5 Years	0	0	0%	0	0	0%
Guide Dogs	0	0	0%	0	0	0%
Humane Grps	29	30	-3%	295	332	-11%
Junkyard Intct	0	0	0%	0	0	0%
Junkyard Altrd	0	0	0%	3	9	-67%
LAPD K9	0	0	0%	0	0	0%
Pending	0	0	0%	2	9	-78%
Restricted	0	0	0%	0	0	0%
Sentry	0	0	0%	0	0	0%
Signal	0	0	0%	0	0	0%
Altered Dog Licenses	185	94	97%	1,102	2,246	-51%
Altered Dog Licenses 3 Years	15	0	1500%	27	32	-16%
Senior	19	3	533%	78	181	-57%
Svc	0	0	0%	0	0	0%
Blue Service Dog Tags	0	0	0%	0	0	0%
Totals	277	145	91%	1,638	3,050	-46%

Chesterfield Square Shelter

Sep-21	Sep-20	% Chng	YTD 2021	YTD 2020	% Chng
--------	--------	--------	----------	----------	--------

Spay and Neuter

Spay/Neuter Surgeries by LAAS Vets

Cats	27	6	350%	134	70	91%
Kittens	7	8	-13%	29	8	263%
Dogs	23	0	2300%	105	60	75%
Rabbits	1	0	100%	1	1	0%
Totals	58	14	314%	269	139	94%

Sep-21	Sep-20	% Chng	YTD 2021	YTD 2020	% Chng
--------	--------	--------	----------	----------	--------

Volunteers and Fosters

Volunteers

# of Volunteers Worked	70	35	100%	387	473	-18%
% Female Volunteers	74.29%	74.29%	0%	73.89%	75.39%	-2%
# of Volunteer Hrs Worked	1073	272	294%	5938	3,250	83%
# of Orientations	0	0	0%	0	2	-200%
# attended	0	0	0%	0	66	-6600%

Animals Sent to Foster

Cats	0	1	-100%	12	17	-29%
Kittens	13	16	-19%	122	111	10%
Dogs	1	20	-95%	38	152	-75%
Others	0	0	0%	5	0	500%
Rabbits	0	0	0%	0	0	0%
Totals	14	37	-62%	177	280	-37%

Officers

Officer Stats

ACE Citations	98	45	118%	665	418	59%
Admin Hearings	0	0	0%	0	0	0%
Barking Dog	0	0	0%	3	0	300%
Citations Issued	0	0	0%	0	0	0%
Criminal Cases	0	0	0%	0	0	0%
Dangerous Animal	2	0	200%	7	5	40%
Permits Processed	0	1	-100%	11	14	-21%
Wildlife Calls	43	92	-53%	484	446	9%

West LA Shelter

Sep-21	Sep-20	% Chng	YTD 2021	YTD 2020	% Chng
--------	--------	--------	----------	----------	--------

Cat and Dog Live Save

Cat and Dog Live Intake

Cats	58	93	-38%	508	586	-13%
Kittens	54	67	-19%	362	277	31%
Dogs	87	83	5%	719	755	-5%
Totals	199	243	-18%	1,589	1,618	-2%

Save Rate

Live Intake Minus Non Live Outcomes

Cats	51	87	-41%	452	554	-18%
Kittens	53	65	-18%	336	273	23%
Dogs	85	78	9%	695	734	-5%
Totals	189	230	-18%	1,483	1,561	-5%

Save Rate - (Live Intake - Non Live Outcomes)/Live Intake)

Cats	87.93%	93.55%	-6%	88.98%	94.54%	-6%
Kittens	98.15%	97.01%	1%	92.82%	98.56%	-6%
Dogs	97.70%	93.98%	4%	96.66%	97.22%	-1%
Totals	94.97%	94.65%	0%	93.33%	96.48%	-3%

Cat and Dog Live Outcome Totals

Cats	64	88	-27%	529	614	-14%
Kittens	53	52	2%	295	229	29%
Dogs	96	94	2%	689	831	-17%
Totals	213	234	-9%	1,513	1,674	-10%

Cat and Dog Non Live Outcome Detail

Cats

Died in Care	3	0	300%	10	5	100%
Euthanasia	4	6	-33%	45	27	67%
Missing/Stolen/Escaped	0	0	0%	1	0	100%
Totals	7	6	17%	56	32	75%

Sep-21	Sep-20	% Chng	YTD 2021	YTD 2020	% Chng
--------	--------	--------	----------	----------	--------

Cat and Dog Live Outcome Detail

Cats

Adoptions to the Public	61	79	-23%	375	495	-24%
Best Friends	1	4	-75%	14	20	-30%
New Hope Placements	1	4	-75%	116	69	68%
Redeemed	1	1	0%	20	24	-17%
Released	0	0	0%	4	6	-33%
Totals	64	88	-27%	529	614	-14%

Kittens

Adoptions to the Public	25	29	-14%	168	103	63%
Best Friends	3	19	-84%	46	81	-43%
New Hope Placements	25	4	525%	81	45	80%
Redeemed	0	0	0%	0	0	0%
Released	0	0	0%	0	0	0%
Totals	53	52	2%	295	229	29%

Dogs

Adoptions to the Public	64	61	5%	380	444	-14%
Best Friends	0	0	0%	4	5	-20%
New Hope Placements	13	17	-24%	110	177	-38%
Redeemed	19	12	58%	178	189	-6%
Released	0	4	-400%	17	16	6%
Totals	96	94	2%	689	831	-17%

Cat and Dog Non Live Outcome Detail Continued

Kittens

Died in Care	0	0	0%	6	0	600%
Euthanasia	1	2	-50%	20	4	400%
Missing/Stolen/Escaped	0	0	0%	0	0	0%
Totals	1	2	-50%	26	4	550%

Dogs

Died in Care	0	0	0%	3	1	200%
Euthanasia	2	3	-33%	21	18	17%
Missing/Stolen/Escaped	0	2	-200%	0	2	-200%
Totals	2	5	-60%	24	21	14%

West LA Shelter

	Sep-21	Sep-20	% Chng	YTD 2021	YTD 2020	% Chng
Cat and Dog Euthanasia						
Cats	4	6	-33%	45	27	67%
Kittens	1	2	-50%	20	4	400%
Dogs	2	3	-33%	21	18	17%
Totals	7	11	-36%	86	49	76%

Department Totals - All Animals

Intake by Animal Type - All Animals

Cats	58	95	-39%	529	608	-13%
Kittens	54	68	-21%	362	278	30%
Dogs	90	86	5%	736	778	-5%
Others	135	96	41%	908	612	48%
Rabbits	5	1	400%	53	63	-16%
Totals	342	346	-1%	2,588	2,339	11%

Intake by Intake Type - All Animals

ACTF/Dsstr/Evid/Pers Prop	55	13	323%	93	72	29%
DOA	5	10	-50%	75	86	-13%
Owner Surrender	63	74	-15%	596	604	-1%
Possible Owner	29	12	142%	188	197	-5%
Stray	126	161	-22%	1,012	911	11%
Wildlife	64	76	-16%	624	469	33%
Totals	342	346	-1%	2,588	2,339	11%

Outcomes for All Animals

Adoptions to the Public	178	175	2%	1,013	1,178	-14%
Best Friends	4	23	-83%	64	106	-40%
Died/DOA (not euthanized)	14	17	-18%	176	149	18%
Euthanized	87	50	74%	422	322	31%
Missing/Stolen/Escaped	0	2	-200%	3	4	-25%
New Hope Placements	67	56	20%	606	468	29%
Redeemed	20	13	54%	200	216	-7%
Released	7	10	-30%	115	85	35%
Totals	377	346	9%	2,599	2,528	3%

Sep-21	Sep-20	% Chng	YTD 2021	YTD 2020	% Chng
--------	--------	--------	----------	----------	--------

Animal Licenses

Licenses Issued

Intact Dog Licenses	6	0	600%	26	32	-19%
Breeder's Licenses	5	0	500%	23	23	0%
Cat ID Tag	0	0	0%	0	0	0%
Disabled	2	0	200%	8	21	-62%
Duplicate	1	4	-75%	19	67	-72%
Equine Lic 1 Year	0	0	0%	0	0	0%
Equine Lic 2 Years	0	0	0%	0	0	0%
Equine Lic 3 Years	0	0	0%	0	0	0%
Equine Lic 4 Years	0	0	0%	0	0	0%
Equine Lic 5 Years	0	0	0%	0	0	0%
Guide Dogs	0	0	0%	0	0	0%
Humane Grps	5	11	-55%	59	83	-29%
Junkyard Intct	0	0	0%	0	0	0%
Junkyard Altrd	0	0	0%	0	0	0%
LAPD K9	0	0	0%	0	0	0%
Pending	0	0	0%	0	3	-300%
Restricted	0	0	0%	1	2	-50%
Sentry	0	0	0%	0	0	0%
Signal	0	0	0%	0	0	0%
Altered Dog Licenses	102	50	104%	511	1,057	-52%
Altered Dog Licenses 3 Years	9	0	900%	22	50	-56%
Senior	1	0	100%	14	23	-39%
Svc	0	0	0%	0	0	0%
Blue Service Dog Tags	0	0	0%	0	2	-200%
Totals	131	65	102%	683	1,363	-50%

West LA Shelter

Sep-21	Sep-20	% Chng	YTD 2021	YTD 2020	% Chng
--------	--------	--------	----------	----------	--------

Spay and Neuter

Spay/Neuter Surgeries by LAAS Vets

Cats	0	0	0%	3	0	300%
Kittens	0	2	-200%	0	0	0%
Dogs	1	0	100%	2	3	-33%
Rabbits	0	0	0%	0	0	0%
Totals	1	2	-50%	5	3	67%

Sep-21	Sep-20	% Chng	YTD 2021	YTD 2020	% Chng
--------	--------	--------	----------	----------	--------

Volunteers and Fosters

Volunteers

# of Volunteers Worked	97	26	273%	401	739	-46%
% Female Volunteers	80.41%	88.46%	-9%	84.32%	84.74%	0%
# of Volunteer Hrs Worked	1300	203	540%	4483	5,613	-20%
# of Orientations	0	0	0%	0	3	-300%
# attended	0	0	0%	0	107	-10700%

Animals Sent to Foster

Cats	5	3	67%	5	35	-86%
Kittens	28	15	87%	115	45	156%
Dogs	1	3	-67%	16	100	-84%
Others	0	0	0%	0	0	0%
Rabbits	0	0	0%	1	0	100%
Totals	34	21	62%	137	180	-24%

Officers

Officer Stats

ACE Citations	73	57	28%	634	534	19%
Admin Hearings	0	0	0%	1	0	100%
Barking Dog	2	0	200%	4	2	100%
Citations Issued	0	0	0%	0	0	0%
Criminal Cases	0	0	0%	0	5	-500%
Dangerous Animal	8	0	800%	21	12	75%
Permits Processed	0	0	0%	0	10	-1000%
Wildlife Calls	72	76	-5%	650	577	13%

West Valley Shelter

Sep-21	Sep-20	% Chng	YTD 2021	YTD 2020	% Chng
--------	--------	--------	----------	----------	--------

Cat and Dog Live Save

Cat and Dog Live Intake

Cats	89	0	8900%	737	360	105%
Kittens	95	0	9500%	627	79	694%
Dogs	207	0	20700%	1,070	606	77%
Totals	391	0	39100%	2,434	1,045	133%

Save Rate

Live Intake Minus Non Live Outcomes

Cats	75	0	7500%	618	298	107%
Kittens	89	0	8900%	540	74	630%
Dogs	191	0	19100%	1,031	581	77%
Totals	355	0	35500%	2,189	953	130%

Save Rate - (Live Intake - Non Live Outcomes)/Live Intake)

Cats	84.27%	#DIV/0!	#DIV/0!	83.85%	82.78%	1%
Kittens	93.68%	#DIV/0!	#DIV/0!	86.12%	93.67%	-8%
Dogs	92.27%	#DIV/0!	#DIV/0!	96.36%	95.87%	1%
Totals	90.79%	#DIV/0!	#DIV/0!	89.93%	91.20%	-1%

Cat and Dog Live Outcome Totals

Cats	113	0	11300%	632	355	78%
Kittens	105	0	10500%	473	65	628%
Dogs	174	0	17400%	935	680	38%
Totals	392	0	39200%	2,040	1,100	85%

Cat and Dog Non Live Outcome Detail

Cats

Died in Care	2	0	200%	10	9	11%
Euthanasia	12	0	1200%	109	52	110%
Missing/Stolen/Escaped	0	0	0%	0	1	-100%
Totals	14	0	1400%	119	62	92%

Sep-21	Sep-20	% Chng	YTD 2021	YTD 2020	% Chng
--------	--------	--------	----------	----------	--------

Cat and Dog Live Outcome Detail

Cats

Adoptions to the Public	86	0	8600%	432	209	107%
Best Friends	10	0	1000%	49	13	277%
New Hope Placements	14	0	1400%	112	110	2%
Redeemed	1	0	100%	22	18	22%
Released	2	0	200%	17	5	240%
Totals	113	0	11300%	632	355	78%

Kittens

Adoptions to the Public	29	0	2900%	111	6	1750%
Best Friends	17	0	1700%	117	17	588%
New Hope Placements	59	0	5900%	245	42	483%
Redeemed	0	0	0%	0	0	0%
Released	0	0	0%	0	0	0%
Totals	105	0	10500%	473	65	628%

Dogs

Adoptions to the Public	94	0	9400%	433	302	43%
Best Friends	4	0	400%	15	12	25%
New Hope Placements	18	0	1800%	99	86	15%
Redeemed	55	0	5500%	346	241	44%
Released	3	0	300%	42	39	8%
Totals	174	0	17400%	935	680	38%

Cat and Dog Non Live Outcome Detail Continued

Kittens

Died in Care	0	0	0%	6	1	500%
Euthanasia	6	0	600%	81	4	1925%
Missing/Stolen/Escaped	0	0	0%	0	0	0%
Totals	6	0	600%	87	5	1640%

Dogs

Died in Care	2	0	200%	4	5	-20%
Euthanasia	14	0	1400%	35	20	75%
Missing/Stolen/Escaped	0	0	0%	0	0	0%
Totals	16	0	1600%	39	25	56%

West Valley Shelter

	Sep-21	Sep-20	% Chng	YTD 2021	YTD 2020	% Chng
Cat and Dog Euthanasia						
Cats	12	0	1200%	109	52	110%
Kittens	6	0	600%	81	4	1925%
Dogs	14	0	1400%	35	20	75%
Totals	32	0	3200%	225	76	196%

Department Totals - All Animals

Intake by Animal Type - All Animals

Cats	97	0	9700%	820	394	108%
Kittens	95	0	9500%	628	79	695%
Dogs	218	0	21800%	1,147	654	75%
Others	131	0	24%	1,235	255	384%
Rabbits	16	0	1600%	135	29	366%
Totals	557	0	55700%	3,965	1,411	181%

Intake by Intake Type - All Animals

ACTF/Dsstr/Evid/Pers Prop	15	0	1500%	60	36	67%
DOA	27	0	2700%	253	104	143%
Owner Surrender	131	0	13100%	868	358	142%
Possible Owner	55	0	5500%	330	247	34%
Stray	242	0	24200%	1,647	501	229%
Wildlife	87	0	8700%	807	165	389%
Totals	557	0	55700%	3,965	1,411	181%

Outcomes for All Animals

Adoptions to the Public	240	0	24000%	1,080	592	82%
Best Friends	31	0	3100%	181	42	331%
Died/DOA (not euthanized)	40	0	4000%	326	140	133%
Euthanized	90	0	9000%	790	201	293%
Missing/Stolen/Escaped	0	0	0%	0	1	-100%
New Hope Placements	138	0	13800%	824	315	162%
Redeemed	59	0	5900%	375	261	44%
Released	18	0	1800%	205	84	144%
Totals	616	0	61600%	3,781	1,636	131%

Sep-21	Sep-20	% Chng	YTD 2021	YTD 2020	% Chng
--------	--------	--------	----------	----------	--------

Animal Licenses

Licenses Issued

Intact Dog Licenses	13	0	1300%	71	52	37%
Breeder's Licenses	13	0	1300%	67	47	43%
Cat ID Tag	0	0	0%	0	0	0%
Disabled	5	0	500%	12	20	-40%
Duplicate	4	0	400%	28	38	-26%
Equine Lic 1 Year	1	0	100%	1	9	-89%
Equine Lic 2 Years	0	0	0%	0	1	-100%
Equine Lic 3 Years	0	0	0%	0	0	0%
Equine Lic 4 Years	0	0	0%	0	0	0%
Equine Lic 5 Years	0	0	0%	3	9	-67%
Guide Dogs	0	0	0%	0	0	0%
Humane Grps	12	0	1200%	48	61	-21%
Junkyard Intct	0	0	0%	1	0	100%
Junkyard Altrd	0	0	0%	0	2	-200%
LAPD K9	0	0	0%	0	0	0%
Pending	5	0	500%	30	13	131%
Restricted	0	0	0%	4	8	-50%
Sentry	0	0	0%	3	0	300%
Signal	0	0	0%	0	0	0%
Altered Dog Licenses	191	0	19100%	1,017	1,317	-23%
Altered Dog Licenses 3 Years	14	0	1400%	47	90	-48%
Senior	4	0	400%	35	64	-45%
Svc	0	0	0%	0	0	0%
Blue Service Dog Tags	0	0	0%	1	1	0%
Totals	262	0	26200%	1,368	1,732	-21%

West Valley Shelter

Sep-21	Sep-20	% Chng	YTD 2021	YTD 2020	% Chng
--------	--------	--------	----------	----------	--------

Spay and Neuter

Spay/Neuter Surgeries by LAAS Vets

Cats	0	0	0%	0	2	-200%
Kittens	0	0	0%	0	0	0%
Dogs	5	0	500%	5	2	150%
Rabbits	0	0	0%	0	6	-600%
Totals	5	0	500%	5	10	-50%

Sep-21	Sep-20	% Chng	YTD 2021	YTD 2020	% Chng
--------	--------	--------	----------	----------	--------

Volunteers and Fosters

Volunteers

# of Volunteers Worked	60	11	445%	280	542	-48%
% Female Volunteers	73.33%	72.73%	1%	71.09%	70.91%	0%
# of Volunteer Hrs Worked	1239	183	577%	5136	5,229	-2%
# of Orientations	0	0	0%	0	2	-200%
# attended	0	0	0%	0	112	-11200%

Animals Sent to Foster

Cats	0	0	0%	7	4	75%
Kittens	10	0	1000%	148	13	1038%
Dogs	1	0	100%	8	44	-82%
Others	0	0	0%	2	0	200%
Rabbits	1	0	100%	1	0	100%
Totals	12	0	1200%	166	61	172%

Officers

Officer Stats

ACE Citations	74	7	957%	570	555	3%
Admin Hearings	0	0	0%	4	1	300%
Barking Dog	0	0	0%	0	2	-200%
Citations Issued	0	0	0%	0	0	0%
Criminal Cases	0	0	0%	2	2	0%
Dangerous Animal	5	0	500%	29	18	61%
Permits Processed	2	0	200%	4	9	-56%
Wildlife Calls	72	23	213%	682	300	127%

Admin

	Sep-21	Sep-20	% Chng	YTD 2021	YTD 2020	% Chng
Licenses Issued						
Intact Dog Licenses	116	90	29%	1,158	705	64%
Breeder's Licenses	115	87	32%	1,103	653	69%
Cat ID Tag	0	0	0%	0	0	0%
Disabled	76	58	31%	467	540	-14%
Duplicate	0	20	-2000%	58	125	-54%
Equine Lic 1 Year	9	41	-78%	412	467	-12%
Equine Lic 2 Years	1	1	0%	21	32	-34%
Equine Lic 3 Years	0	0	0%	5	11	-55%
Equine Lic 4 Years	0	0	0%	3	1	200%
Equine Lic 5 Years	2	5	-60%	80	64	25%
Guide Dogs	0	0	0%	0	1	-100%
Humane Grps	0	0	0%	0	0	0%
Junkyard Intct	0	0	0%	0	1	-100%
Junkyard Altrd	0	0	0%	5	6	-17%
LAPD K9	0	0	0%	0	0	0%
Pending	0	11	-1100%	49	209	-77%
Restricted	1	0	100%	4	2	100%
Sentry	0	0	0%	0	0	0%
Signal	0	0	0%	0	0	0%
Altered Dog Licenses	5,732	4,643	23%	41,981	49,426	-15%
Altered Dog Licenses 3 Years	492	374	32%	4,007	3,367	19%
Senior	202	252	-20%	1,834	2,369	-23%
Svc	0	0	0%	0	0	0%
Blue Service Dog Tags	0	3	-300%	30	23	30%
Totals	6,746	5,585	21%	51,217	58,002	-12%

Admin Stats

	Sep-21	Sep-20	% Chng	YTD 2021	YTD 2020	% Chng
CPRA Requests	68	67	1%	451	454	-1%
Hearings Held	16	19	-16%	126	189	-33%

Spay/Neuter Vouchers Issued / Redeemed

Discount Coupons Issued	697	528	32%	5,285	3,682	44%
Free Certificates Issued	2,510	1,832	37%	19,203	11,184	72%
Discount Coupons Redeemed	217	175	24%	1,789	1,794	0%
Free Certificates Redeemed	1,210	804	50%	9,070	11,493	-21%

Officer Stats

ACE Citations						
Admin Hearings	0	0	0%	2	3	-33%
Barking Dog	0	0	0%	0	3	-300%
Citations Issued	0	0	0%	0	1	-100%
Criminal Cases	0	0	0%	0	0	0%
Dangerous Animal	0	2	-200%	17	97	-82%
Permits Processed	99	82	21%	832	536	55%
Wildlife Calls						